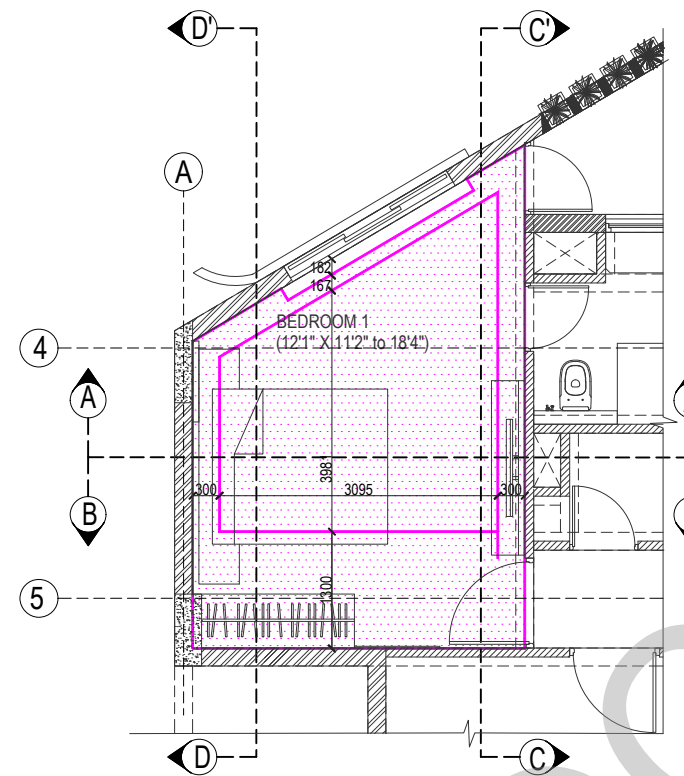
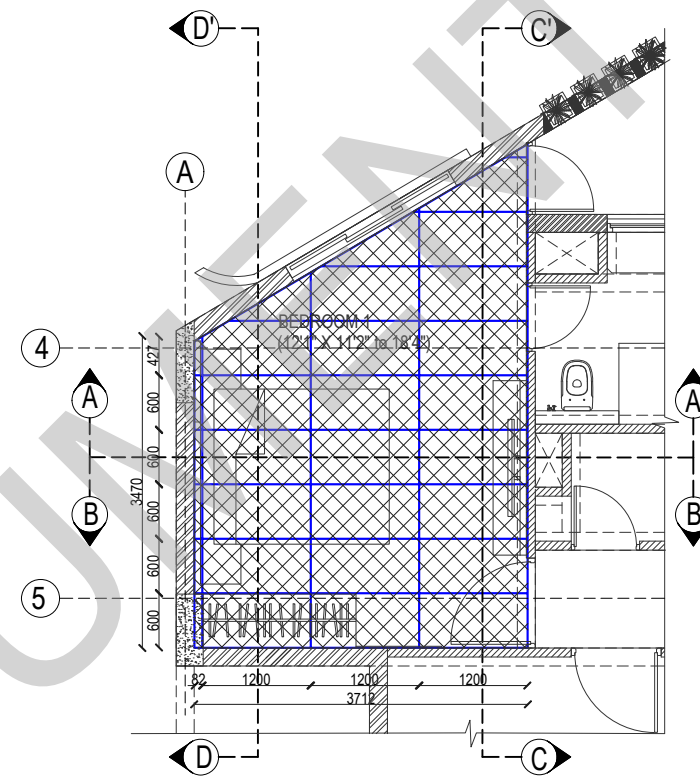


PLAN
LEGENDS
200 MM WALL
100 MM WALL



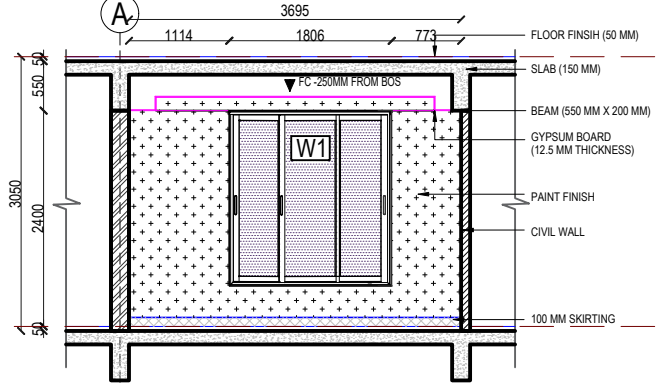
FALSE CEILING PLAN
LEGENDS
12.5 MM THICK GYPSUM BOARD



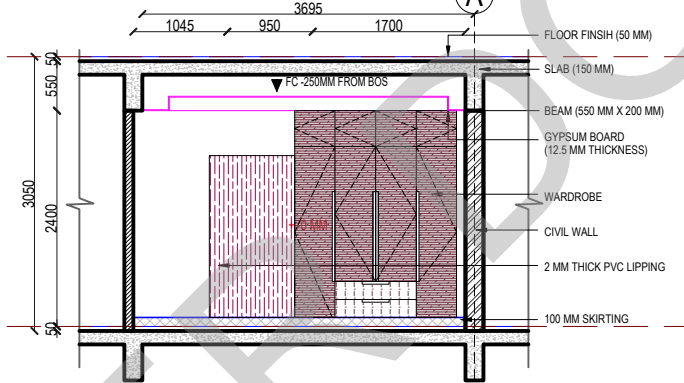
FLOORING LAYOUT
LEGENDS
1.2M X 0.6 M X 9 MM GLAZED FINISH VITRIFIED TILE
SIMPLO CODE:1004 WITH 5 MM SPACING FILLED WITH EPOXY BASED GROUTING (BUTT JOINT)

ABOVE FLOOR FFL
3000 mm lvl (+50 from ssl)

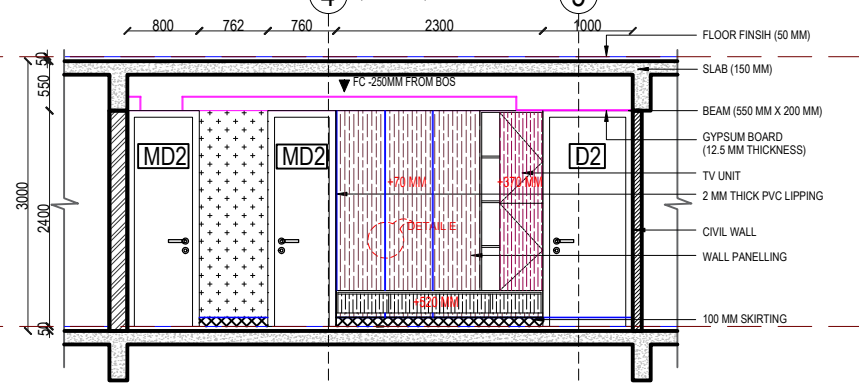
FLOOR FFL
0 mm lvl (+50 from ssl)



BEDROOM - 1 - SECTION AA'



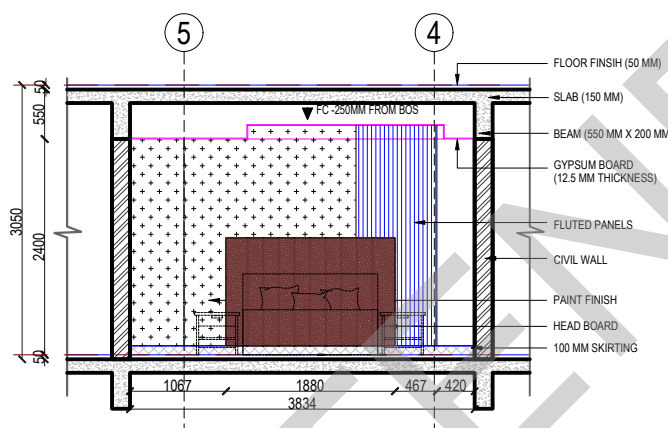
BEDROOM - 1 - SECTION BB'



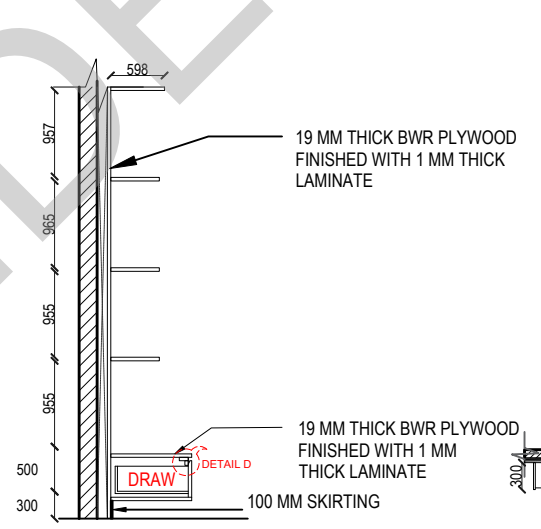
BEDROOM - 1 - SECTION CC'

ABOVE FLOOR FFL
3000 mm lvl (+50 from ssl)

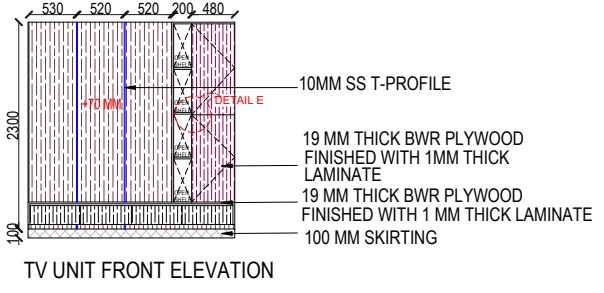
FLOOR FFL
0 mm lvl (+50 from ssl)



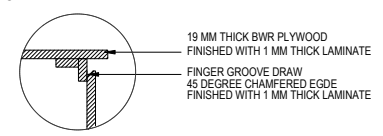
BEDROOM - 1 - SECTION DD'



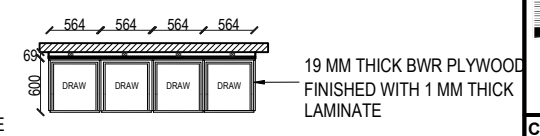
TV UNIT SECTION



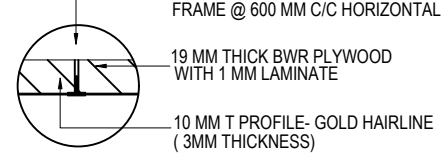
TV UNIT PLAN



DETAIL D :DRAWER HANDLE

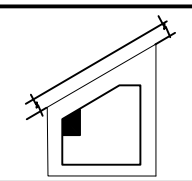


TV UNIT PLAN



DETAIL E

KEY PLAN:



SCHEDULE OF JOINERY:

LEGENDS:

- GREENLAM CODE : 261
- SIMPLO CODE:1004
- DEXARATE CODE : AP 9254
- GREENLAM CODE : 101 SGL WHITE
- GREENLAM CODE:163 HDG BAY
- PAINT

ABBREVIATIONS:

- ES - ELECTRICAL SHAFT LEVEL
- PS - PLUMBING SHAFT LEVEL
- AC - AIR CONDITIONING LEVEL
- FS - FIRE SHAFT
- TS - TELEPHONE SHAFT
- FFL - FINISHED FLOOR LEVEL
- SSL - STRUCTURAL SLAB LEVEL
- BOS - BOTTOM OF SLAB
- FC - FALSE CEILING

NO.	DATE	DESCRIPTION

NOTE:
ALL DIMENSIONS ARE IN METERS.
ALL DIMENSIONS TO BE CHKD. AT SITE.
DO NOT SCALE THE DRAWING
IN THE EVENT OF ANY DISCREPANCIES OR DIFFERENCES BETWEEN ARCHITECT DRAWINGS, STRUCTURAL DRAWING AND SITE CONDITIONS, IMMEDIATE REFERENCE IS TO BE MADE TO THE ARCHITECT PRIOR TO THE EXECUTION OF WORK AT THE SITE.

ARCHITECTS & EP CONSTRUCTION:

Taamaesek Engineering Consortium
New no. 5, Old no.2a, Bishop Wallers Avenue west, Mylapore, Chennai - 600 004. Ph:044-24671157/1159. Fax : 044-24672237. url:www.taamaesek.com e-mail: info@taamaesek.com

CLIENT:
M/Indian bank, 254-260, Avvai Shanmugham Salai, Pudupet, Gopalapuram, Chennai, Tamil Nadu 600014

PROJECT:
PROPOSED CONSTRUCTION OF RESIDENTIAL BUILDING (Silt + 5 Floors) @ MYLAPORE, CHENNAI - 600 004.

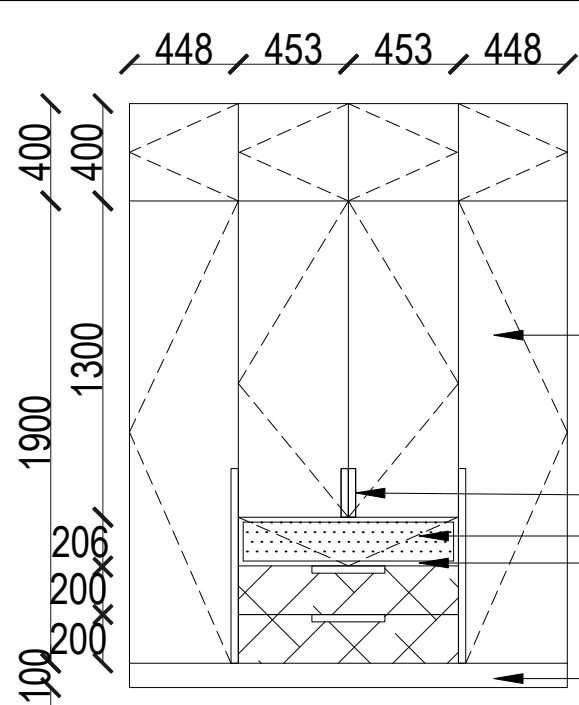
DRAWING STAGE: GOOD FOR CONSTRUCTION

DRAWN BY :	AR.SREEPRIYA	
CHECKED BY :	AR.MONISHA KAMACHI	
SCALE :	1:100	
DATE :	19.05.2025	

DRAWING TITLE:
BEDROOM 1 - INTERIOR WORKING DRAWING

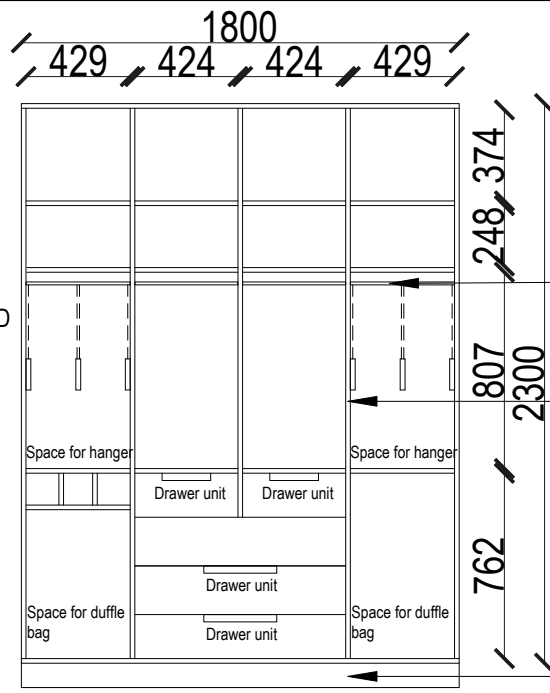
Drawing number: TMA-292 /IB/ARCH/A-16/R1

Project code	Project name	Type of drawing	Type of construction	Drawing Number
TMA-292	IB	IPC	ARCH	TMA-292/IB/ARCH/A-16/R1



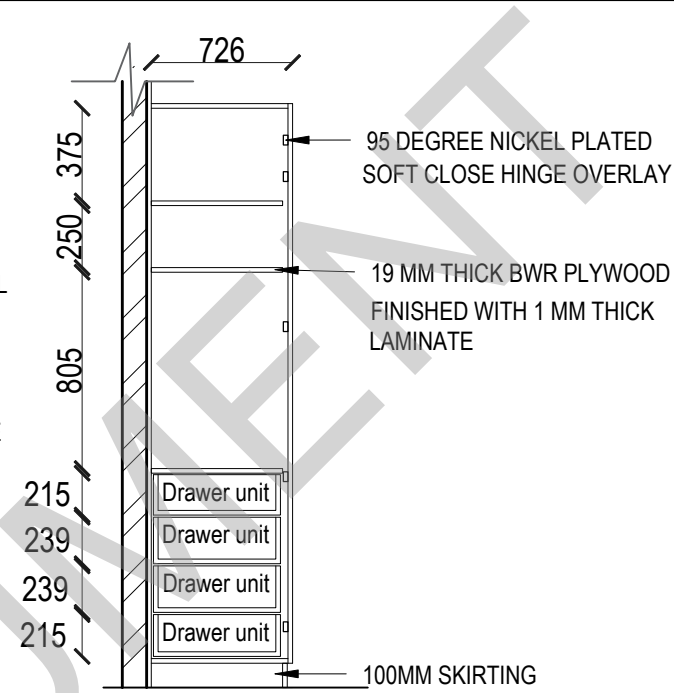
19 MM THICK BWR PLYWOOD FINISHED WITH 1 MM THICK LAMINATE
 ALUMINIUM HANDLE
 FLUTED GLASS
 45MM ALUMINIUM FRAME
 100MM SKIRTING

FRONT ELEVATION

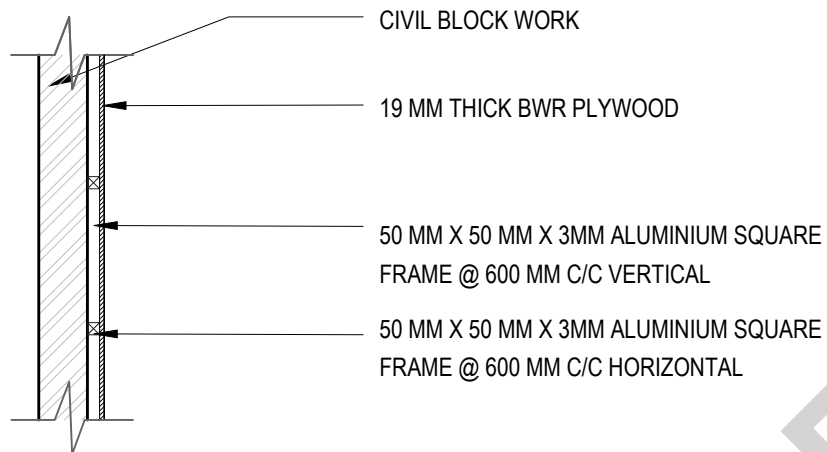


25 MM THICK STAINLESS STEEL ROUND CLOSET ROD
 19 MM THICK BWR PLYWOOD FINISHED WITH 1MM LAMINATE
 100MM SKIRTING

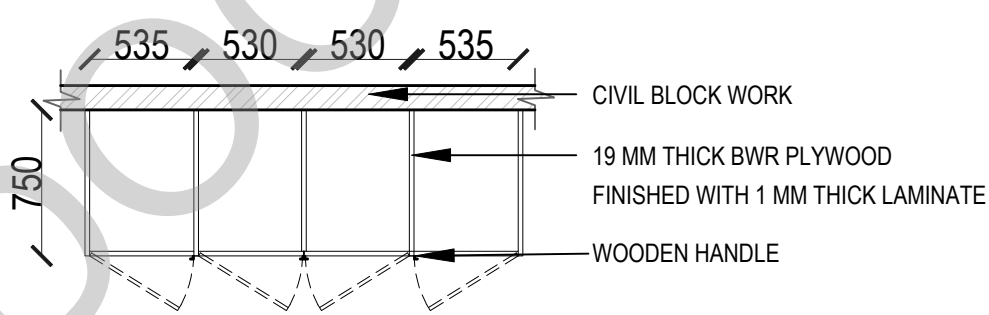
INTERNAL PARTITION DETAIL



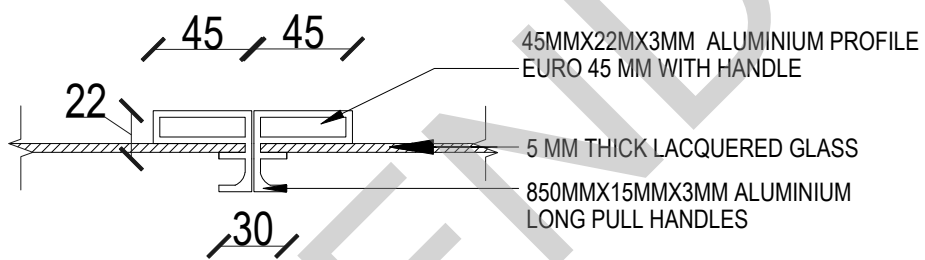
SECTION



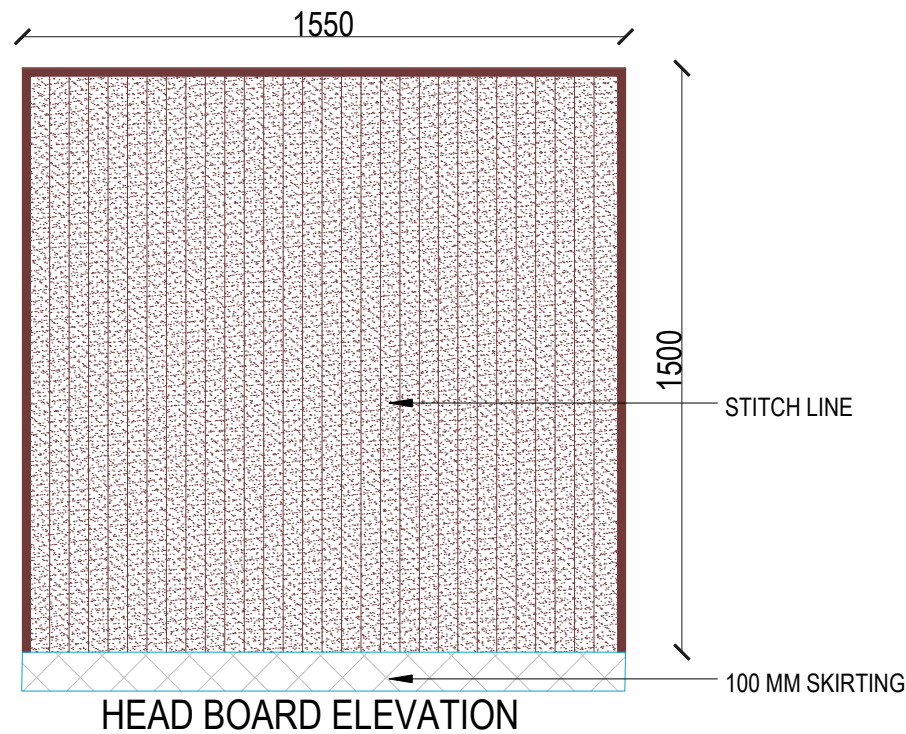
WALL PANELLING DETAIL
 SCALE 1:10



WARDROBE PLAN

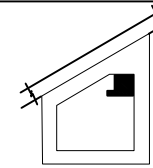


DETAIL C :ALUMINIUM HANDLE



HEAD BOARD ELEVATION

KEY PLAN:



SCHEDULE OF JOINERY:

NO.	ITEM	QTY	UNIT	REMARKS
1	19 MM THICK BWR PLYWOOD FINISHED WITH 1 MM THICK LAMINATE	1	SQ. M	FOR WARDROBE DOOR
2	25 MM THICK STAINLESS STEEL ROUND CLOSET ROD	1	NO.	FOR WARDROBE PARTITION
3	19 MM THICK BWR PLYWOOD FINISHED WITH 1MM LAMINATE	1	SQ. M	FOR WARDROBE PARTITION
4	100MM SKIRTING	1	M	FOR WARDROBE
5	45MM ALUMINIUM FRAME	1	NO.	FOR WARDROBE DOOR
6	ALUMINIUM HANDLE	1	NO.	FOR WARDROBE DOOR
7	FLUTED GLASS	1	NO.	FOR WARDROBE DOOR
8	WOODEN HANDLE	1	NO.	FOR WARDROBE PARTITION
9	50 MM X 50 MM X 3MM ALUMINIUM SQUARE FRAME @ 600 MM C/C VERTICAL	1	M	FOR WALL PANELLING
10	50 MM X 50 MM X 3MM ALUMINIUM SQUARE FRAME @ 600 MM C/C HORIZONTAL	1	M	FOR WALL PANELLING
11	45MMX22MX3MM ALUMINIUM PROFILE EURO 45 MM WITH HANDLE	1	M	FOR WALL PANELLING
12	5 MM THICK LACQUERED GLASS	1	M	FOR WALL PANELLING
13	850MMX15MMX3MM ALUMINIUM LONG PULL HANDLES	1	M	FOR WALL PANELLING

LEGENDS:

- GREENLAM CODE:163 HDG BAY
- GREENLAM CODE:270 SILVERY GREY
- NIPPON PAINTS CODE:106
- GREENLAM CODE:101 WHITE
- GREENLAM CODE:101 WHITE

ABBREVIATIONS:

- ES - ELECTRICAL SHAFT LEVEL
- PS - PLUMBING SHAFT LEVEL
- AC - AIR CONDITIONING LEVEL
- FS - FIRE SHAFT
- TS - TELEPHONE SHAFT
- FFL - FINISHED FLOOR LEVEL
- SSL - STRUCTURAL SLAB LEVEL
- BOS - BOTTOM OF SLAB
- FC - FALSE CEILING

NO.	DATE	DESCRIPTION.

NOTE:
 ALL DIMENSIONS ARE IN METERS.
 ALL DIMENSIONS TO BE CHKD. AT SITE.
 DO NOT SCALE THE DRAWING
 IN THE EVENT OF ANY DISCREPANCIES OR DIFFERENCES BETWEEN ARCHITECT DRAWINGS, STRUCTURAL DRAWINGS AND SITE CONDITIONS, IMMEDIATE REFERENCE IS TO BE MADE TO THE ARCHITECT PRIOR TO THE EXECUTION OF WORK AT THE SITE.

ARCHITECTS & EP CONSTRUCTION:

Taamaesek Engineering Consortium
 New no. 5, Old no.2a, Bishop Wallers Avenue west, Mylapore, Chennai - 600 004. Ph:044-24671157/1139. Fax : 044-24672377. url:www.taamaesek.com e-mail: info@taamaesek.com

CLIENT:
 M/Indian bank, 254-260, Avvai Shanmugham Salai, Pudupet, Gopalapuram, Chennai, Tamil Nadu 600014

PROJECT:
 PROPOSED CONSTRUCTION OF RESIDENTIAL BUILDING (5th + 5 Floors) @ MYLAPORE, CHENNAI - 600 004.

DRAWING STAGE: GOOD FOR CONSTRUCTION

DRAWN BY :	AR.SREEPRIYA	
CHECKED BY:	AR.MONISHA KAMACHI	
SCALE :	1:100	
DATE :	19.05.2025	

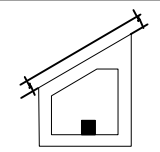
DRAWING TITLE:

BEDROOM 2 - INTERIOR WORKING DRAWING

Drawing number: TMA-292 /IB/ARCH/A-17/R1

Project code	Project name	Type of Drawing	Type of Construction	Drawing Number
TMA-292	IB	IFC	ARCH	TMA/292/IB/ARCH/A-17/R1

KEY PLAN:



SCHEDULE OF JOINERY:

LEGENDS:

- DEXARATE CODE:AP 9259
- GREENLAM CODE:270 HDG SILVERY GREY
- GREENLAM CODE:101 HDG WHITE
- PAINT FINISH
- VELVET FABRIC
- MIRROR

ABBREVIATIONS:

- ES - ELECTRICAL SHAFT LEVEL
- PS - PLUMBING SHAFT LEVEL
- AC - AIR CONDITIONING LEVEL
- FS - FIRE SHAFT LEVEL
- TS - TELEPHONE SHAFT LEVEL
- FFL - FINISHED FLOOR LEVEL
- SSL - STRUCTURAL SLAB LEVEL
- BOS - BOTTOM OF SLAB
- FC - FALSE CEILING

NO.	DATE	DESCRIPTION

NOTE:
ALL DIMENSIONS ARE IN METERS.
ALL DIMENSIONS TO BE CHKD. AT SITE.
DO NOT SCALE THE DRAWING
IN THE EVENT OF ANY DISCREPANCIES OR DIFFERENCES BETWEEN ARCHITECT DRAWINGS, STRUCTURAL DRAWINGS AND SITE CONDITIONS, IMMEDIATE REFERENCE IS TO BE MADE TO THE ARCHITECT PRIOR TO THE EXECUTION OF WORK AT THE SITE.

ARCHITECTS & EP CONSTRUCTION:

Taamaesek Engineering Consortium
New no. 5, Old no.2a, Bishop Wallers Avenue west, Mylapore, Chennai - 600 004. Ph:044-24671157/1139. Fax : 044-24672237. url:www.taamaesek.com e-mail: info@taamaesek.com

CLIENT:
M/s.Indian bank, 254-260, Avvai Shanmugham Salai, Pudupet, Gopalapuram, Chennai, Tamil Nadu 600014

PROJECT:
PROPOSED CONSTRUCTION OF RESIDENTIAL BUILDING (Stilt + 5 Floors) @ MYLAPORE, CHENNAI - 600 004.

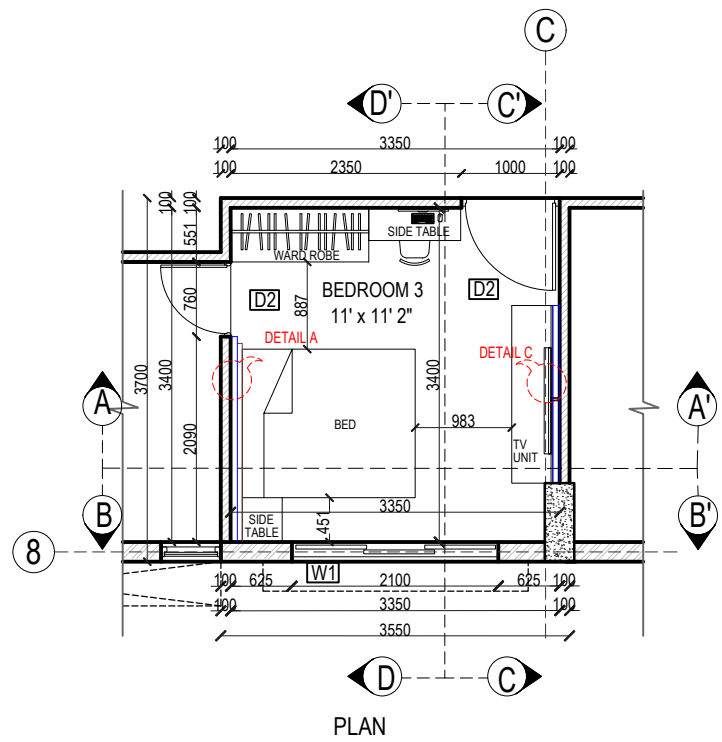
DRAWING STAGE: GOOD FOR CONSTRUCTION

DRAWN BY :	AR.SREEPRIYA	
CHECKED BY :	AR.MONISHA KAMACHI	
SCALE :	1:100	
DATE :	21.05.2025	

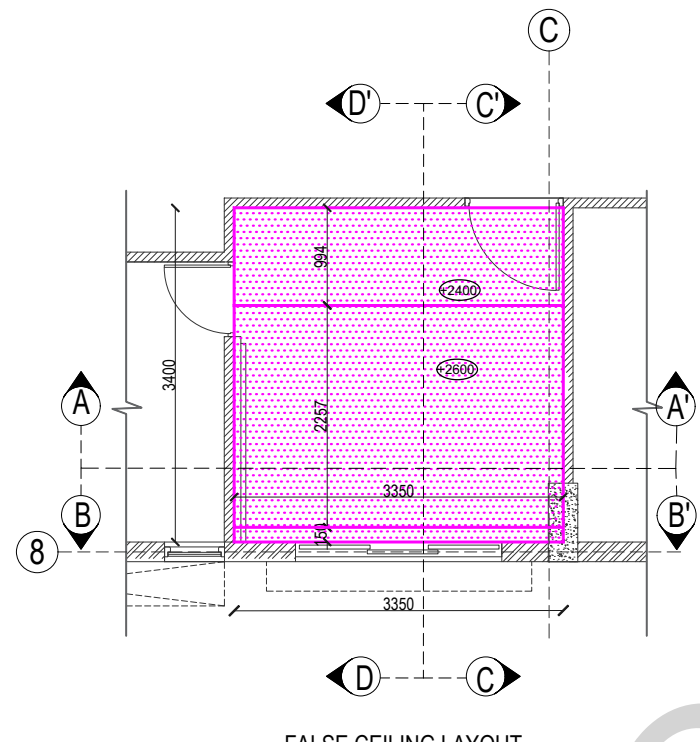
DRAWING TITLE:

BEDROOM 3 - INTERIOR DETAIL DRAWING

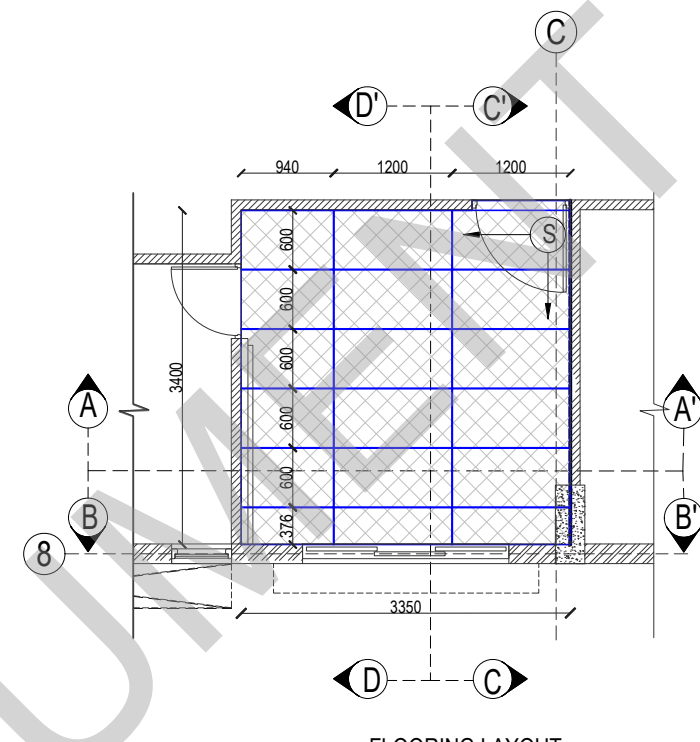
Drawing number: TMA-292 /IB/ARCH/A-18/R1	
Project code	Type of Drawing
TMA-292	IB
Project name	Type of Construction
IB	ARCH
Drawing Number	
TMA-292/IB/ARCH/A-18/R1	



PLAN



FALSE CEILING LAYOUT

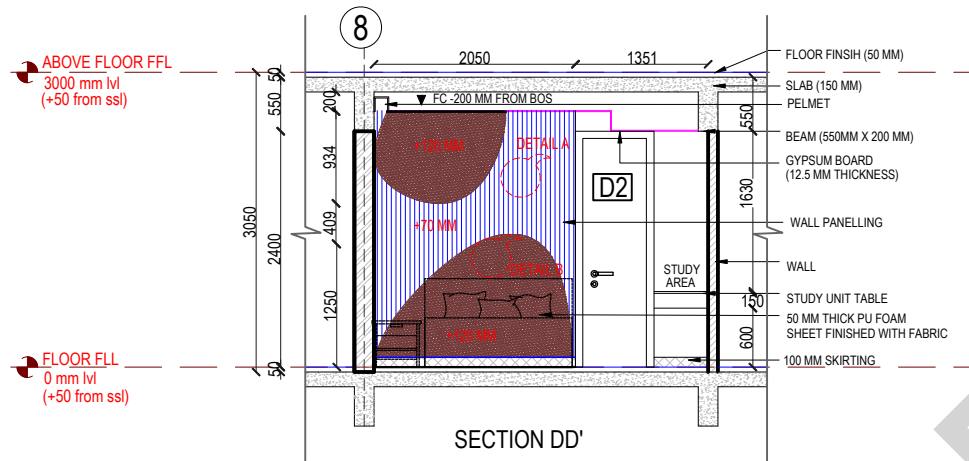


FLOORING LAYOUT

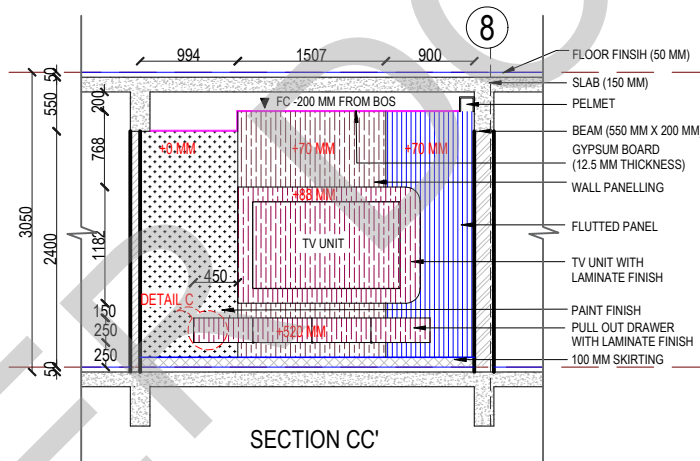
- LEGENDS**
- 200 MM WALL
 - 100 MM WALL

- LEGENDS**
- 12.5 MM THICK GYPSUM BOARD

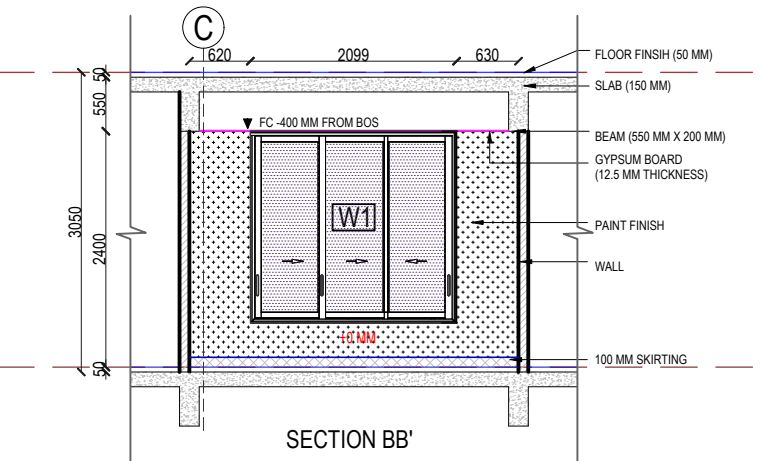
- LEGENDS**
- 1.2M X0.6 M X 9 MM GLAZED FINISH VITRIFIED TILE SIMPOLO CODE :1004 WITH 5 MM SPACING FILLED WITH EPOXY BASED GROUTING (BUTT JOINT)



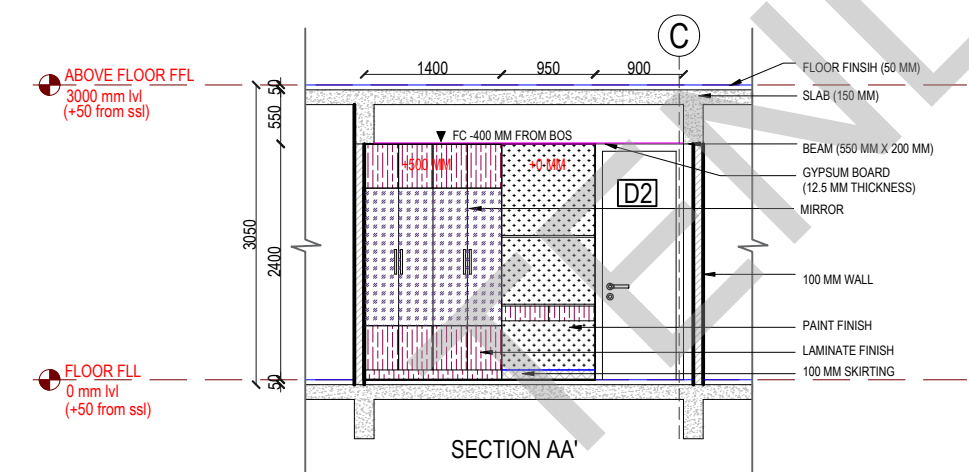
SECTION DD'



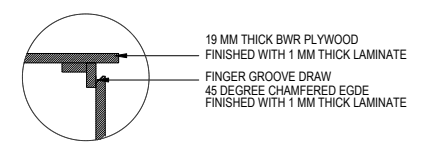
SECTION CC'



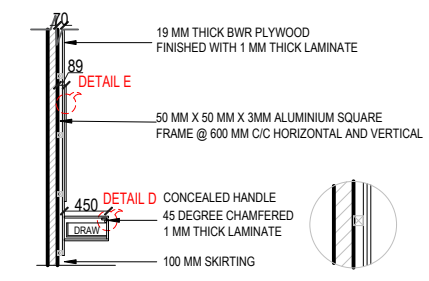
SECTION BB'



SECTION AA'

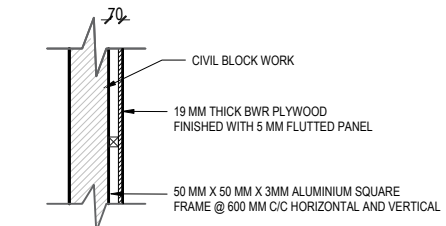


DETAIL D : DRAWER HANDLE

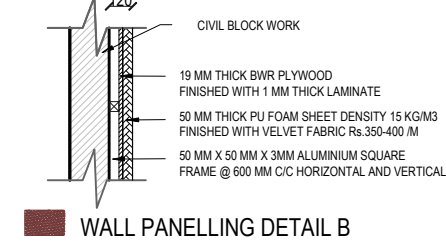


DETAIL C : TV UNIT

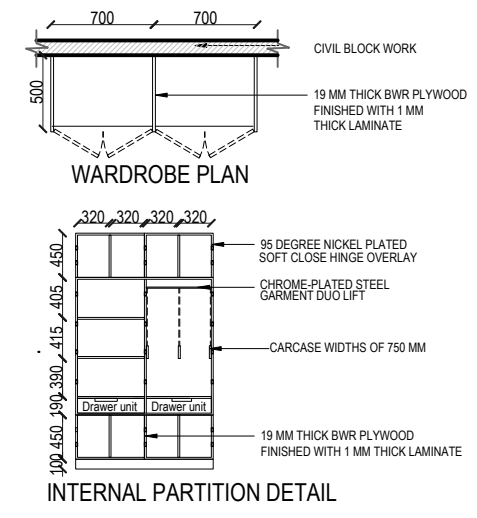
DETAIL E



WALL PANELLING DETAIL A

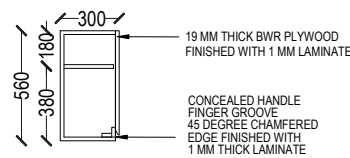
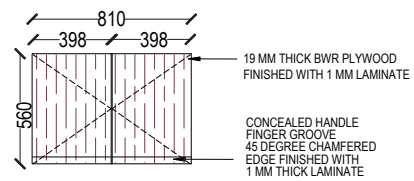


WALL PANELLING DETAIL B

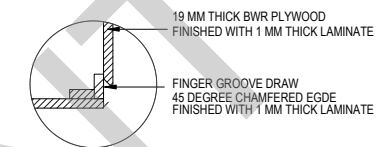
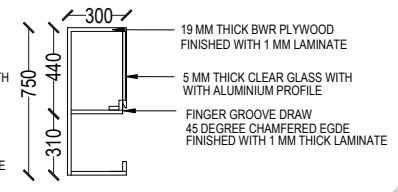
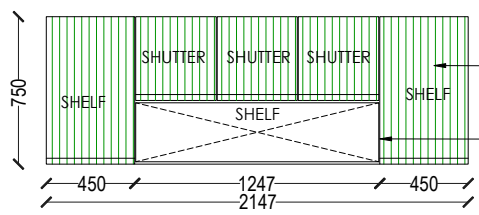


WARDROBE PLAN

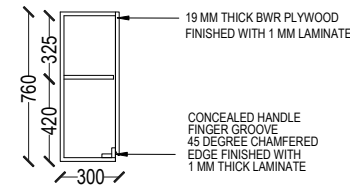
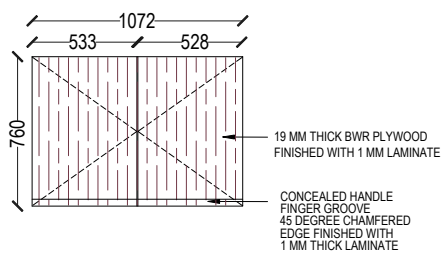
INTERNAL PARTITION DETAIL



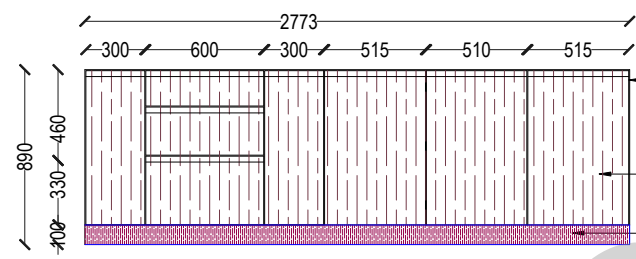
SHELF : DETAIL A



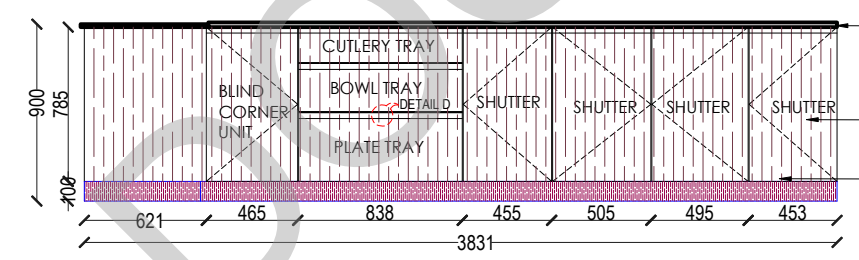
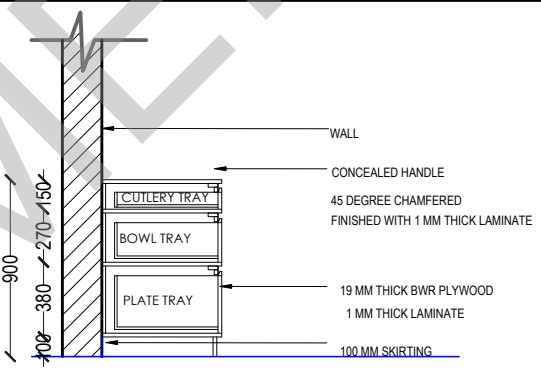
SHELF : DETAIL D



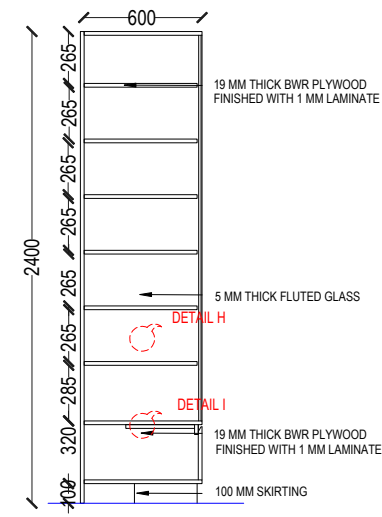
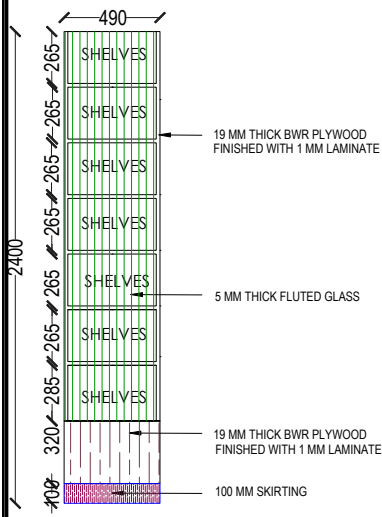
SHELF : DETAIL B



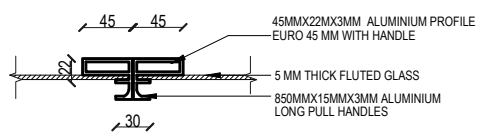
SHELF : DETAIL F



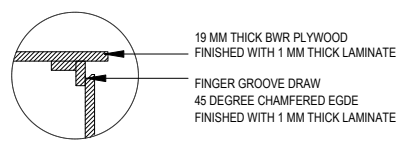
SHELF : DETAIL E



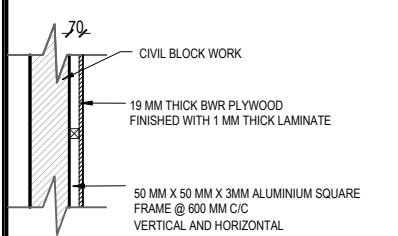
SHELF : DETAIL C



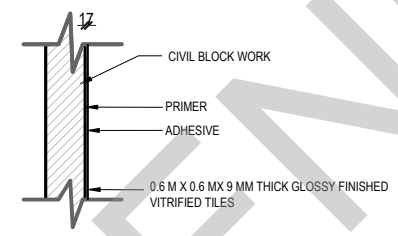
DETAIL H



DETAIL I

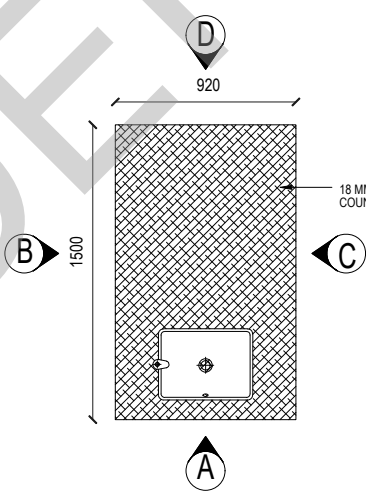


WALL PANELLING : LAMINATE

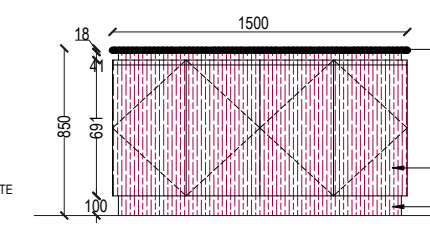


WALL TILES
SIMPOLO CODE: 1048 DECOR

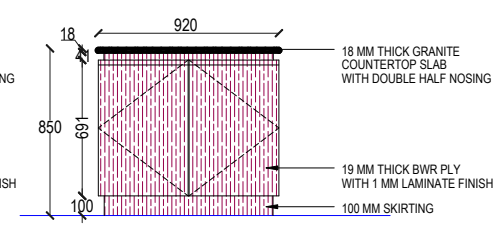
WALL PANELLING DETAIL



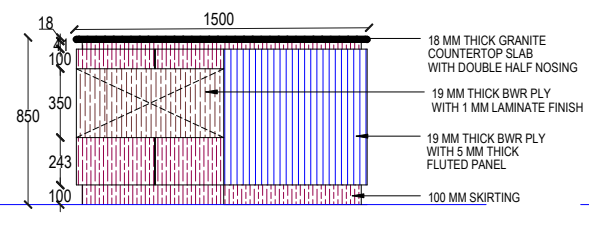
ISLAND COUNTER - PLAN



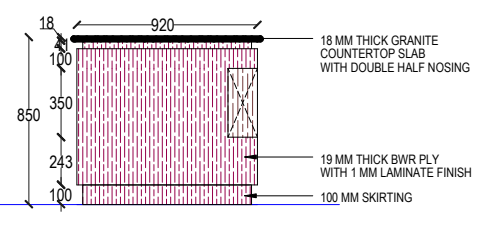
ELEVATION B



ELEVATION A



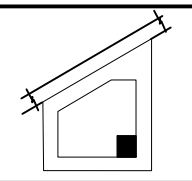
ELEVATION C



ELEVATION D

ISLAND COUNTER DETAIL

KEY PLAN:



SCHEDULE OF JOINERY:

LEGENDS:

- 0.6M X 0.6M X 9MM THICK GLOSSY FINISHED VITRIFIED TILES SIMPOLO CODE: 1048 DECOR
- GREENLAM CODE:101 SGL WHITE
- GREENLAM CODE:261 HDG DARK GREY
- 5 MM THICK FLUTED GLASS
- SAINT GOBAIN : CLEAR GLASS
- DEXARATE CODE:AP 9254

ABBREVIATIONS:

- ES - ELECTRICAL SHAFT
- PS - PLUMBING SHAFT
- AC - AIR CONDITIONING
- FS - FIRE SHAFT
- TS - TELEPHONE SHAFT
- FFL - FINISHED FLOOR LEVEL
- SSL - STRUCTURAL SLAB LEVEL
- BOS - BOTTOM OF SLAB
- FC - FALSE CEILING

REVISION

NO.	DATE	DESCRIPTION

NOTE:
ALL DIMENSIONS ARE IN METERS.
ALL DIMENSIONS TO BE CHKD. AT SITE.
DO NOT SCALE THE DRAWING
IN THE EVENT OF ANY DISCREPANCIES OR DIFFERENCES BETWEEN ARCHITECT DRAWINGS, STRUCTURAL DRAWINGS AND SITE CONDITIONS, IMMEDIATE REFERENCE IS TO BE MADE TO THE ARCHITECT PRIOR TO THE EXECUTION OF WORK AT THE SITE.

ARCHITECTS & EP CONSTRUCTION:

Taamaesek Engineering Consortium
New no. 5, Old no.2a, Bishop Wallers Avenue west, Mylapore, Chennai - 600 004. Ph:044-24671157/1159. Fax : 044-2467237. url:www.taamaesek.com e-mail: info@taamaesek.com

CLIENT:
M/Indian bank, 254-260, Avvai Shanmugham Salai, Pudupet, Gopalapuram, Chennai, Tamil Nadu 600014

PROJECT:
PROPOSED CONSTRUCTION OF RESIDENTIAL BUILDING (5stl + 5 Floors) @ MYLAPORE, CHENNAI - 600 004.

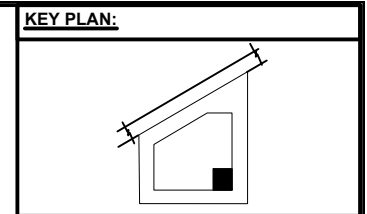
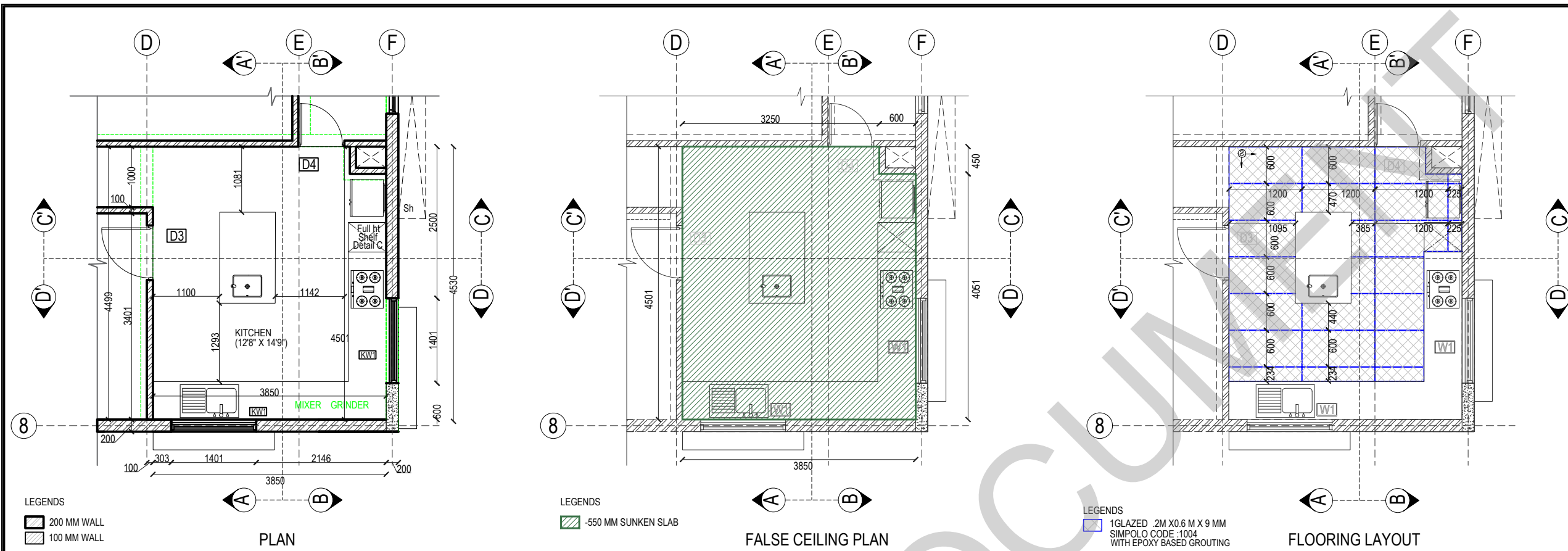
DRAWING STAGE: GOOD FOR CONSTRUCTION

DRAWN BY :	AR.SREEPRIYA		
CHECKED BY :	AR.MONISHA KAMACHI		
SCALE :	1:100	DATE :	21.05.2025
DATE :	21.05.2025	A2	

DRAWING TITLE:
KITCHEN - INTERIOR DETAILED DRAWING

Drawing number: TMA-292 /IB/ARCH/A-22/R1

Project code	Project name	Type of Drawing	Type of Construction	Drawing Number
TMA-292	IB	IFC	ARCH	TMA-292/IB/ARCH/A-22/R1



SCHEDULE OF JOINERY:

- LEGENDS:**
- PAINT FINISH
 - 0.6M X 0.6M X 9MM THICK GLOSSY FINISHED VITRIFIED TILES SIMPOLO CODE: 1048 DECOR
 - GREENLAM CODE:101 SGL WHITE
 - GREENLAM CODE:261 HDG DARK GREY
 - 5 MM THICK FLUTED GLASS
 - SAINT GOBAIN : CLEAR GLASS
 - DEXARATE CODE:AP 9254

- ABBREVIATIONS:**
- ES - ELECTRICAL SHAFT LEVEL
 - PS - PLUMBING SHAFT LEVEL
 - AC - AIR CONDITIONING LEVEL
 - FS - FIRE SHAFT
 - TS - TELEPHONE SHAFT
 - FFL - FINISHED FLOOR LEVEL
 - SSL - STRUCTURAL SLAB LEVEL
 - BOS - BOTTOM OF SLAB
 - FC - FALSE CEILING

REVISION

NO.	DATE	DESCRIPTION

NOTE:
 ALL DIMENSIONS ARE IN METERS.
 ALL DIMENSIONS TO BE CHKD. AT SITE.
 DO NOT SCALE THE DRAWING
 IN THE EVENT OF ANY DISCREPANCIES OR DIFFERENCES BETWEEN ARCHITECTURAL DRAWINGS, STRUCTURAL DRAWINGS AND SITE CONDITIONS, IMMEDIATE REFERENCE IS TO BE MADE TO THE ARCHITECT PRIOR TO THE EXECUTION OF WORK AT THE SITE.

ARCHITECTS & EP CONSTRUCTION:

Taamaesek Engineering Consortium
 New no. 5, Old no.2a, Bishop Wallers Avenue west, Mylapore, Chennai - 600 004. Ph:044-24671157/1139. Fax : 044-2467237. url:www.taamaesek.com e-mail: info@taamaesek.com

CLIENT:
 M/Indian bank, 254-260, Avvai Shanmugham Salai, Pudupet, Gopalapuram, Chennai, Tamil Nadu 600014

PROJECT:
 PROPOSED CONSTRUCTION OF RESIDENTIAL BUILDING (Stilt + 5 Floors) @ MYLAPORE, CHENNAI - 600 004.

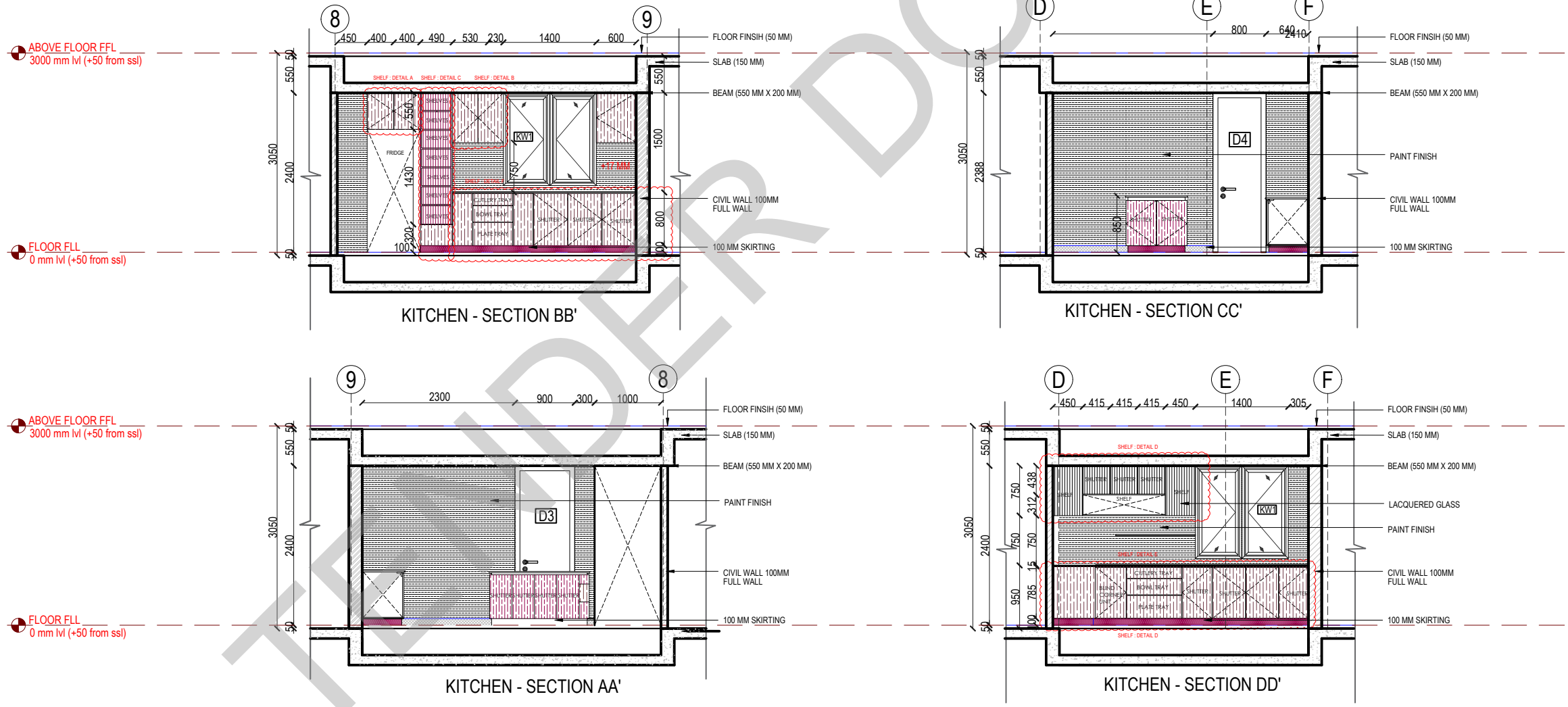
DRAWING STAGE: GOOD FOR CONSTRUCTION

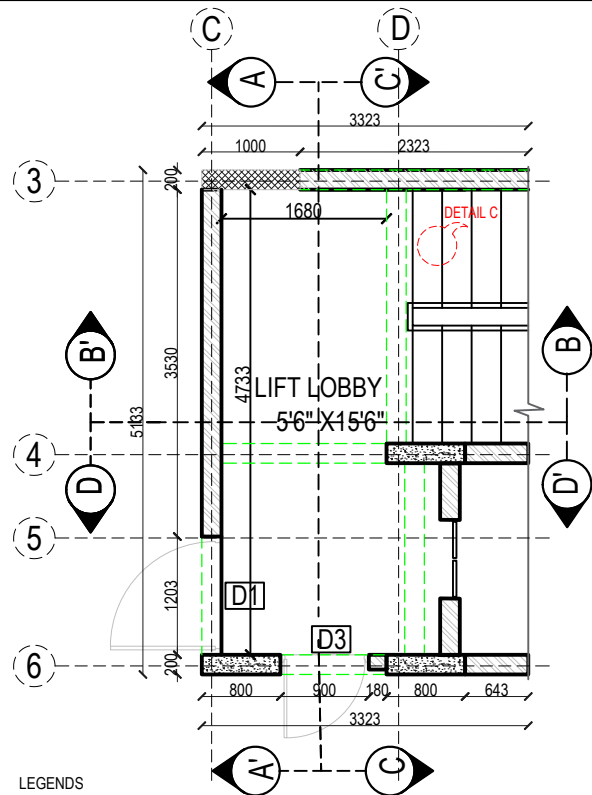
DRAWN BY :	AR.SREEPRIYA	
CHECKED BY :	AR.MONISHA KAMACHI	
SCALE :	1:100	A2
DATE :	21.05.2025	

DRAWING TITLE:
 KITCHEN - INTERIOR DETAILED DRAWING

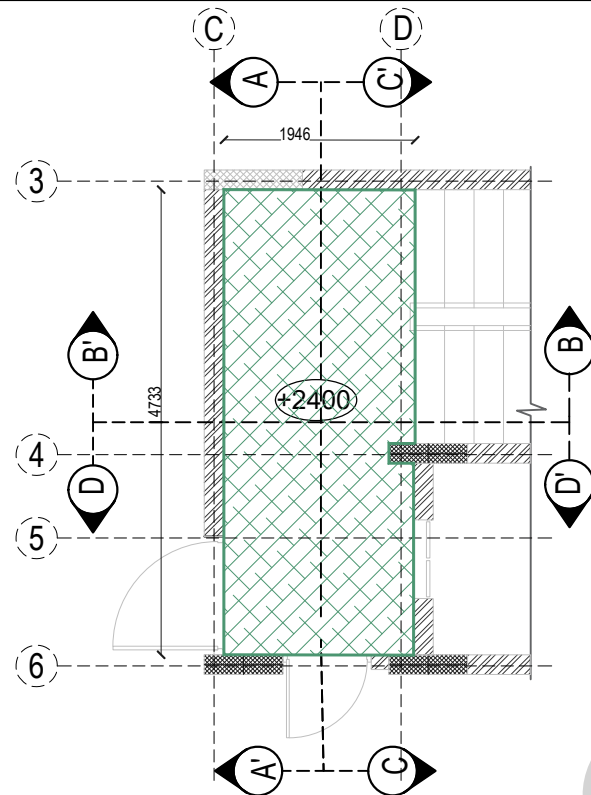
Drawing number: TMA-292 /IB/ARCH/A-22/R1

Project code	Project name	Type of Drawing	Type of Construction	Drawing Number
TMA-292	IB	IFC	ARCH	TMA-292/IB/ARCH/A-22/R1

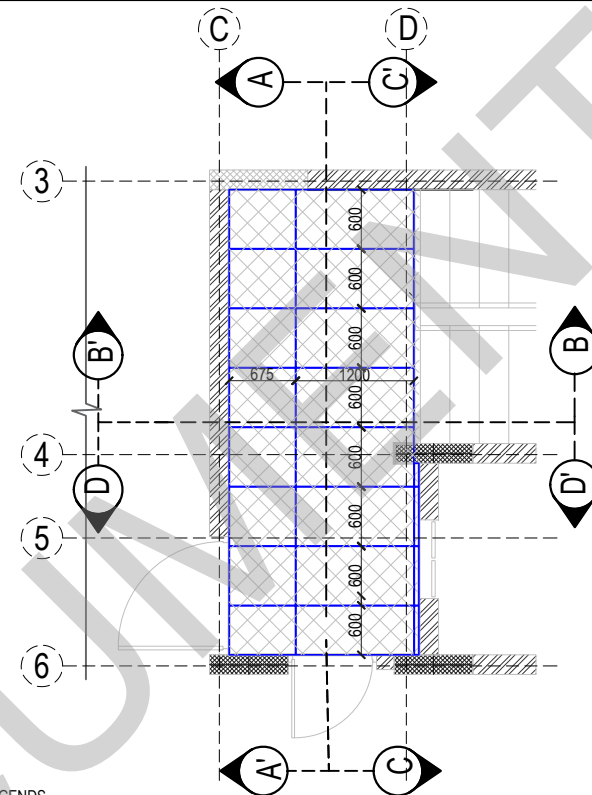




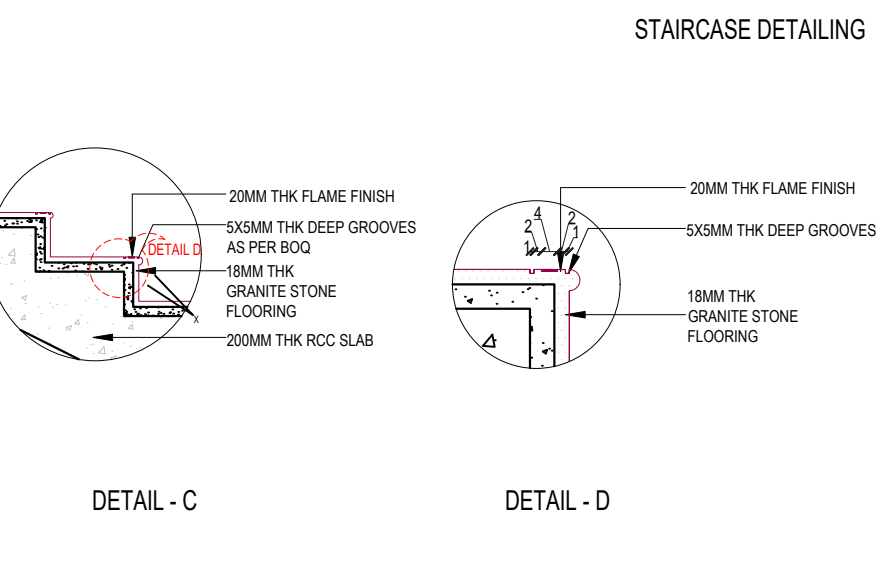
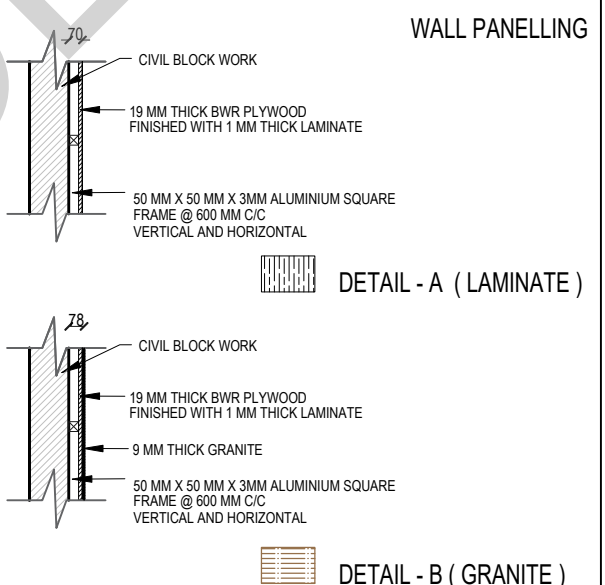
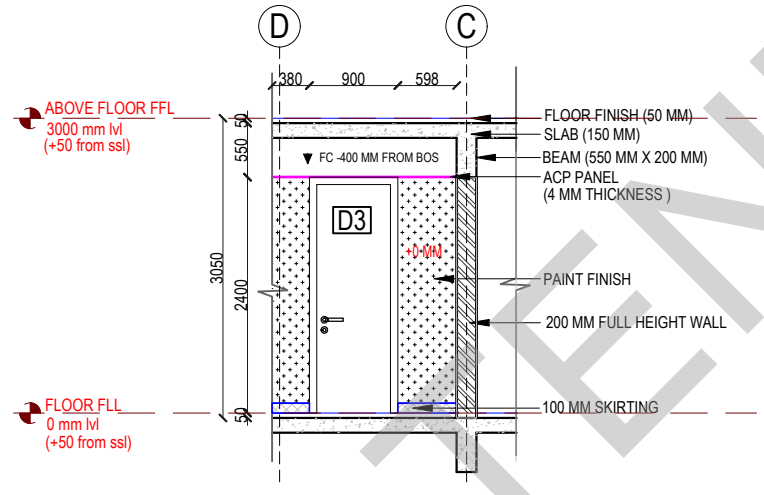
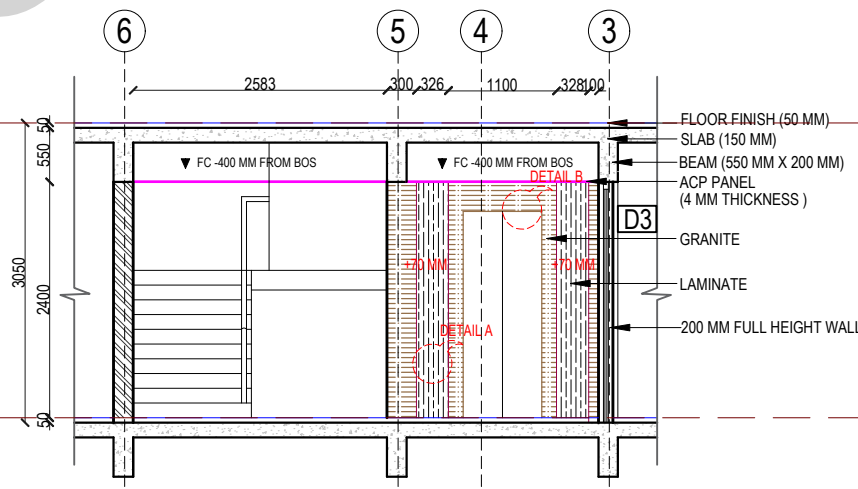
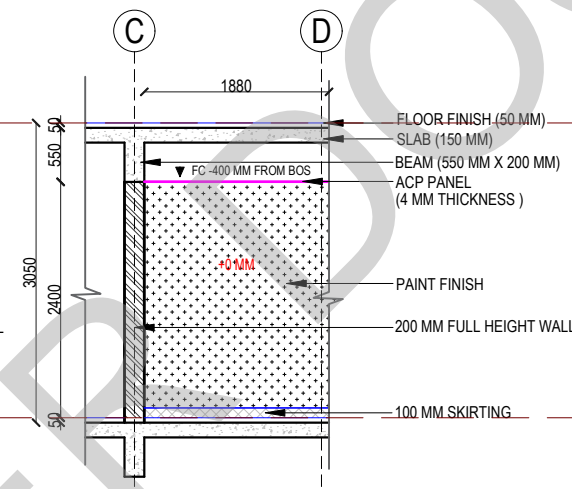
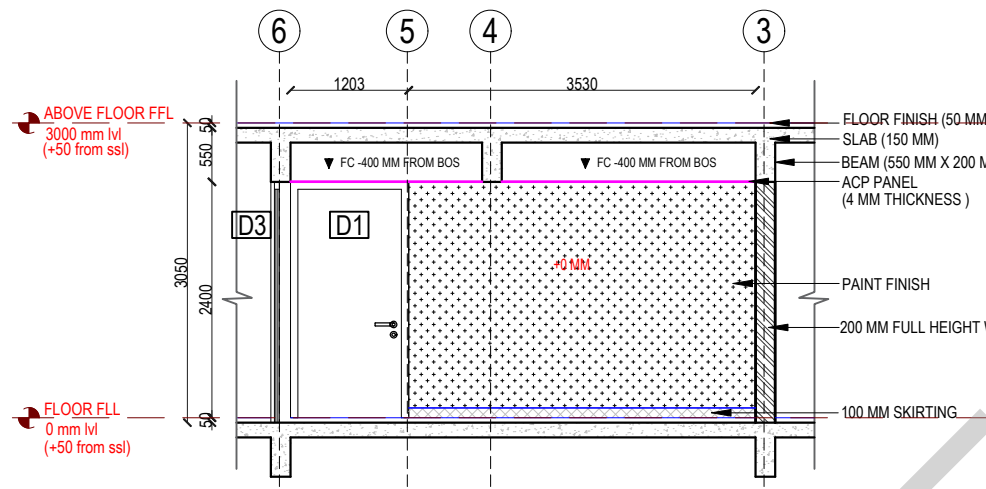
LIFT LOBBY - PLAN



FALSE CEILING PLAN



FLOORING PLAN



KEY PLAN:

SCHEDULE OF JOINERY:

LEGENDS:

- GREENLAM CODE: 5082 SAT LOUISIANA OAK
- GRANITE - ARMANI BROWN
- WALL PAINT FINISHES

ABBREVIATIONS:

ES - ELECTRICAL SHAFT	FFL - FINISHED FLOOR LEVEL
PS - PLUMBING SHAFT	SSL - STRUCTURAL SLAB
AC - AIR CONDITIONING	BOS - BOTTOM OF SLAB
FS - FIRE SHAFT	FC - FALSE CEILING
TS - TELEPHONE SHAFT	

REVISION

NO.	DATE	DESCRIPTION

NOTE:
ALL DIMENSIONS ARE IN METERS.
ALL DIMENSIONS TO BE CHKD. AT SITE.
DO NOT SCALE THE DRAWING
IN THE EVENT OF ANY DISCREPANCIES OR DIFFERENCES BETWEEN ARCHITECT DRAWINGS, STRUCTURAL DRAWINGS AND SITE CONDITIONS, IMMEDIATE REFERENCE IS TO BE MADE TO THE ARCHITECT PRIOR TO THE EXECUTION OF WORK AT THE SITE.

ARCHITECTS & EP CONSTRUCTION:

Taamaesek Engineering Consortium
New no. 5, Old no. 2a, Bishop Wallers Avenue west, Mylapore, Chennai - 600 004. Ph: 044-24671157/1139. Fax : 044-24672377. url: www.taamaesek.com e-mail: info@taamaesek.com

CLIENT:
M/s Indian bank, 254-260, Avvai Shanmugham Salai, Pudupet, Gopalapuram, Chennai, Tamil Nadu 600014

PROJECT:
PROPOSED CONSTRUCTION OF RESIDENTIAL BUILDING (Stilt + 5 Floors) @ MYLAPORE, CHENNAI - 600 004.

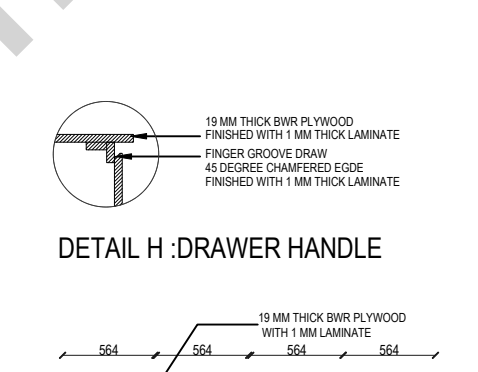
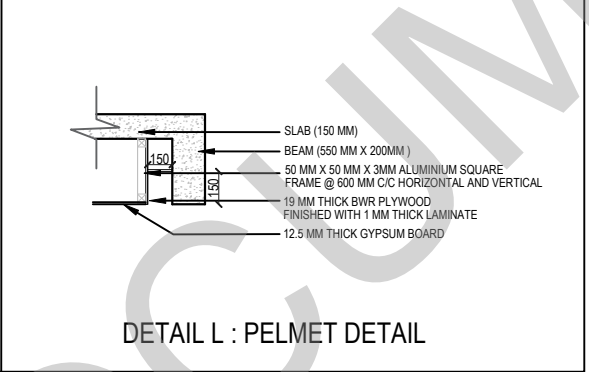
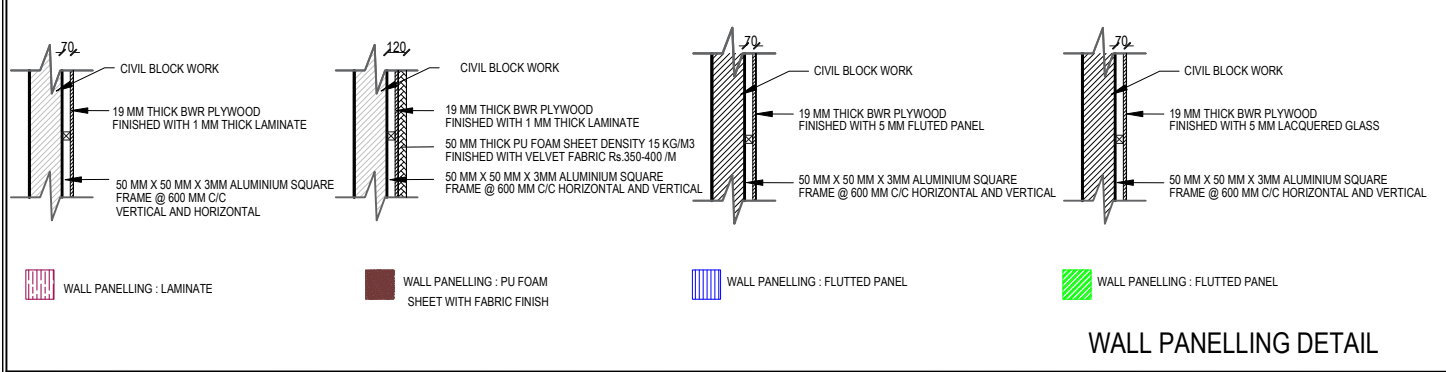
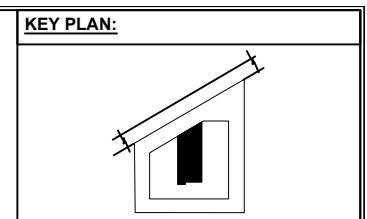
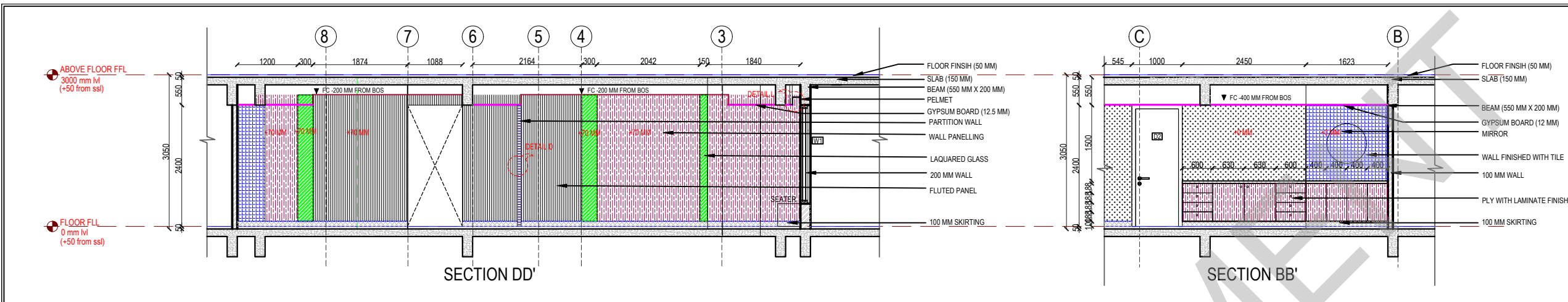
DRAWING STAGE: GOOD FOR CONSTRUCTION

DRAWN BY :	AR.SREEPRIYA	NO. 11
CHECKED BY :	AR.MONISHA KAMACHI	NO. 11
SCALE :	1:100	NO. 11
DATE :	21.05.2025	A2

DRAWING TITLE:
LIFT LOBBY - INTERIOR DETAILED DRAWING

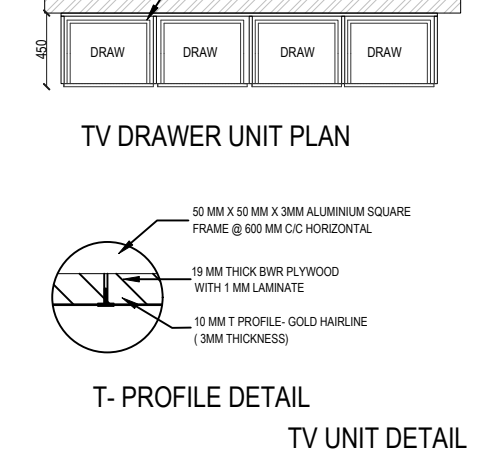
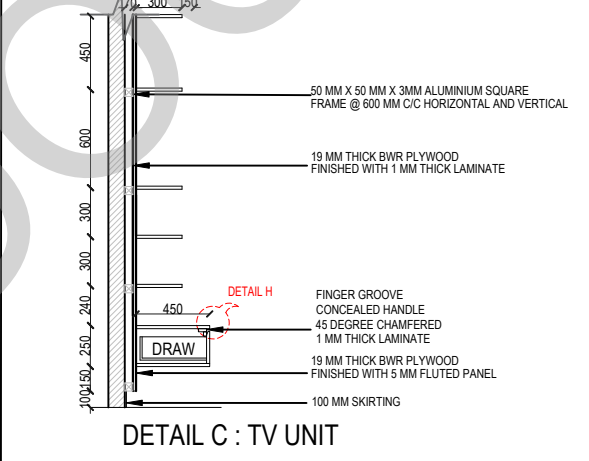
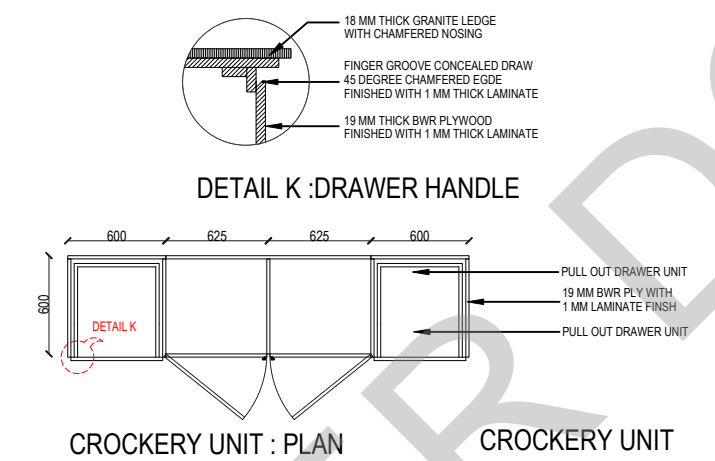
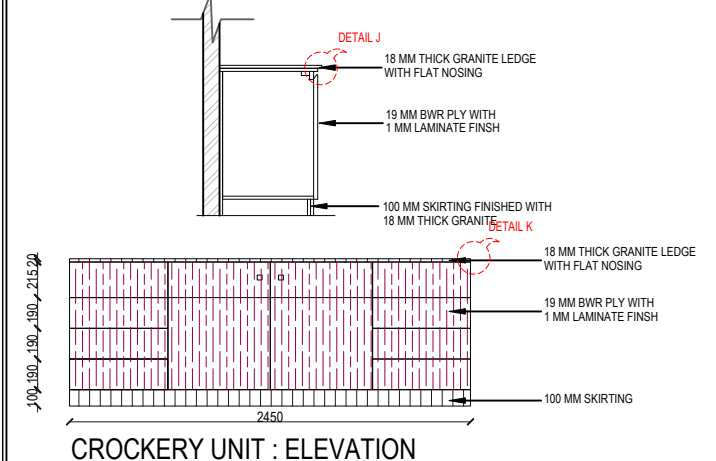
Drawing number: TMA-292 /IB/ARCH/A-23/R1

Project code	Project name	Type of Drawing	Type of Construction	Drawing Number
TMA-292	IB	IFC	ARCH	TMA/292/IB/ARCH/A-23/R1



LEGENDS:

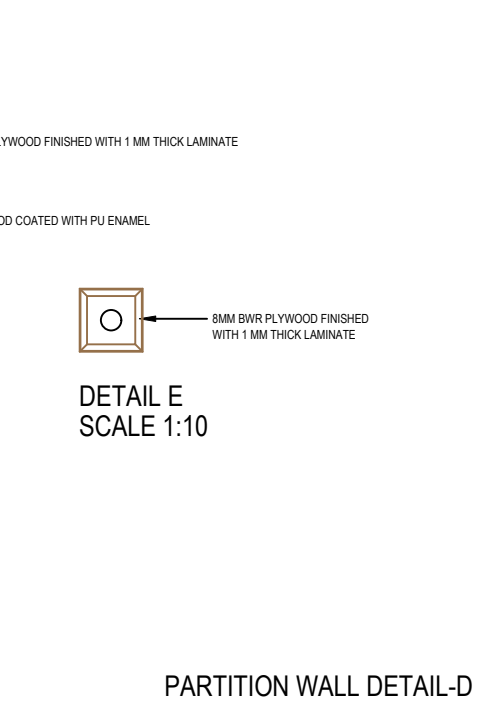
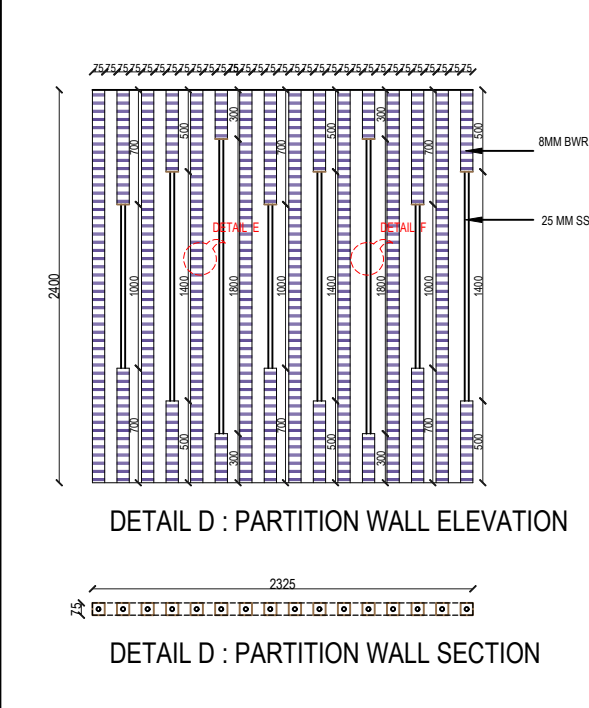
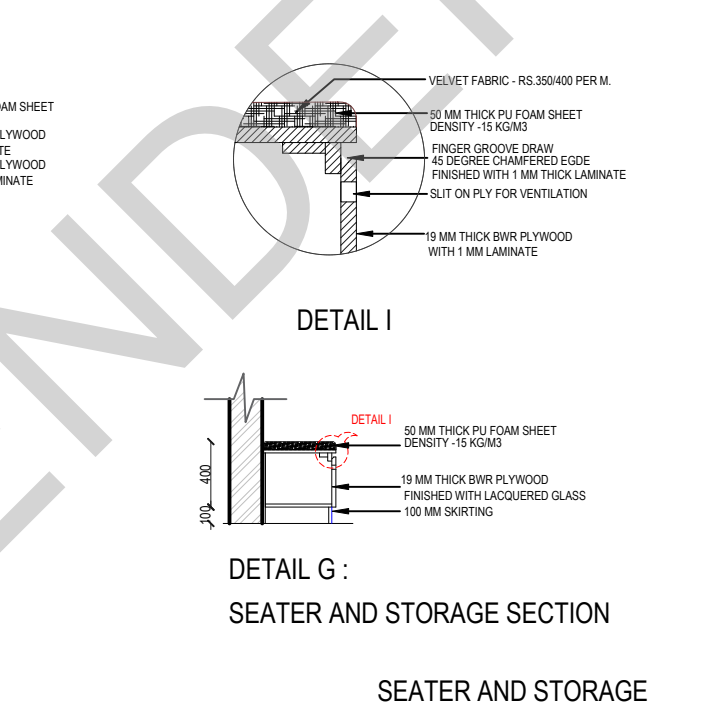
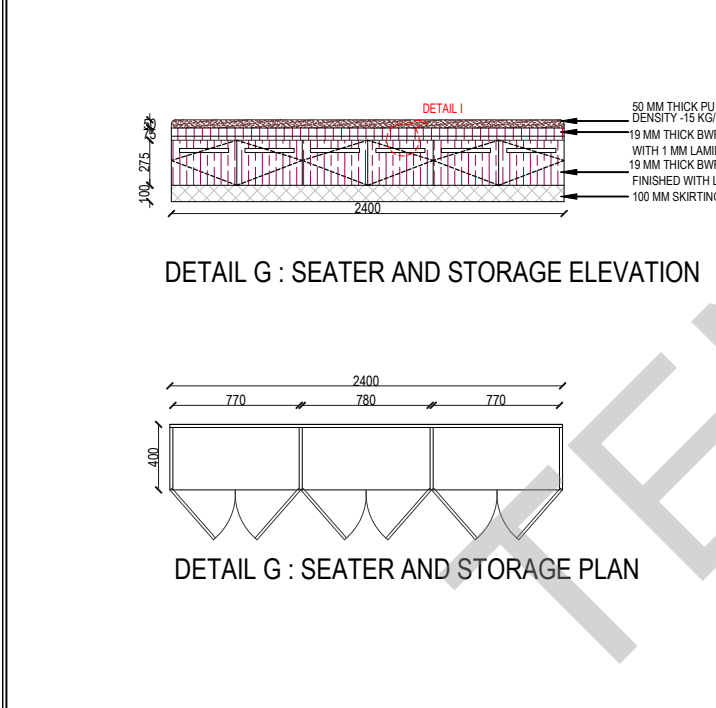
- PAIN FINISH
- GREENLAM CODE:5082 HDG
- DEXARATE CODE: AP 9258
- GREENLAM CODE:5574
- SAINT GOBAN PRODUCT:LAQUARED GLASS
- KAJARIA PRODUCT:JADE GREEN
- GREENLAM CODE:101 SGL WHITE
- DEXARATE CODE:AP 9254
- GREENPLY PRODUCT: PRELAMINATED WOOD
- GREENLAM CODE:261 HDG DARK GREY
- DEXARATE CODE: AP 9258



ABBREVIATIONS:

ES - ELECTRICAL SHAFT FFL - FINISHED FLOOR LEVEL
 PS - PLUMBING SHAFT SSL - STRUCTURAL SLAB LEVEL
 AC - AIR CONDITIONING
 FS - FIRE SHAFT BOS - BOTTOM OF SLAB LEVEL
 TS - TELEPHONE SHAFT FC - FALSE CEILING

NO.	DATE	DESCRIPTION.



NOTE: ALL DIMENSIONS ARE IN METERS. ALL DIMENSIONS TO BE CHKD. AT SITE. DO NOT SCALE THE DRAWING. IN THE EVENT OF ANY DISCREPANCIES OR DIFFERENCES BETWEEN ARCHITECT DRAWINGS, STRUCTURAL DRAWINGS AND SITE CONDITIONS, IMMEDIATE REFERENCE IS TO BE MADE TO THE ARCHITECT PRIOR TO THE EXECUTION OF WORK AT THE SITE.

ARCHITECTS & EP CONSTRUCTION:

Taamaesk Engineering Consortium
 New no. 5, Old no.2a, Bishop Wallers Avenue west, Mylapore, Chennai - 600 004. Ph:044-24671157/1159. Fax : 044-2467237. url:www.taamaesk.com e-mail: info@taamaesk.com

CLIENT:
 M/Indian bank, 254-260, Avvai Shanmugham Salai, Pudupet, Gopalapuram, Chennai, Tamil Nadu 600014

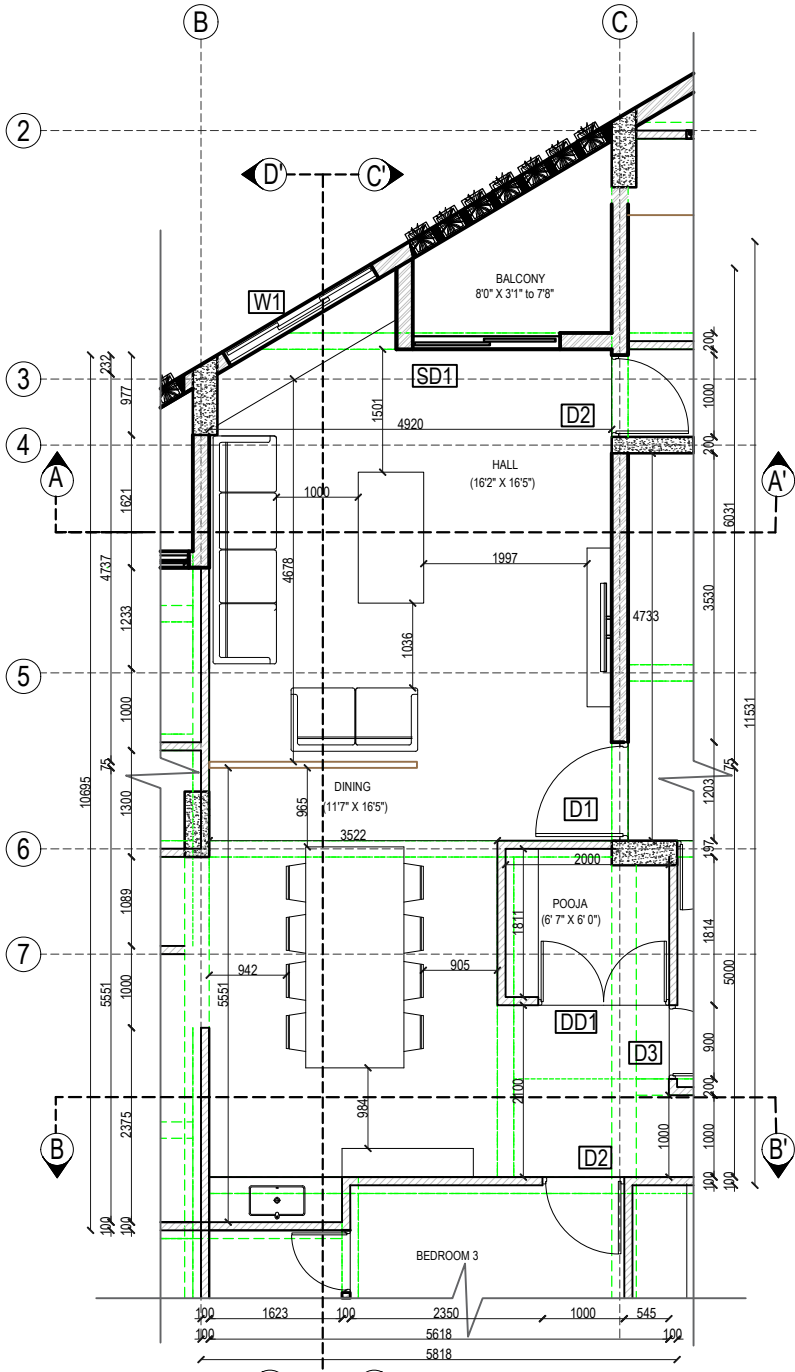
PROJECT:
 PROPOSED CONSTRUCTION OF RESIDENTIAL BUILDING (Silt + 5 Floors) @ MYLAPORE, CHENNAI - 600 004.

DRAWING STAGE: GOOD FOR CONSTRUCTION

DRAWN BY :	AR.SREEPRIYA	
CHECKED BY :	AR.MONISHA KAMACHI	
SCALE :	1:100	
DATE :	21.05.2025	

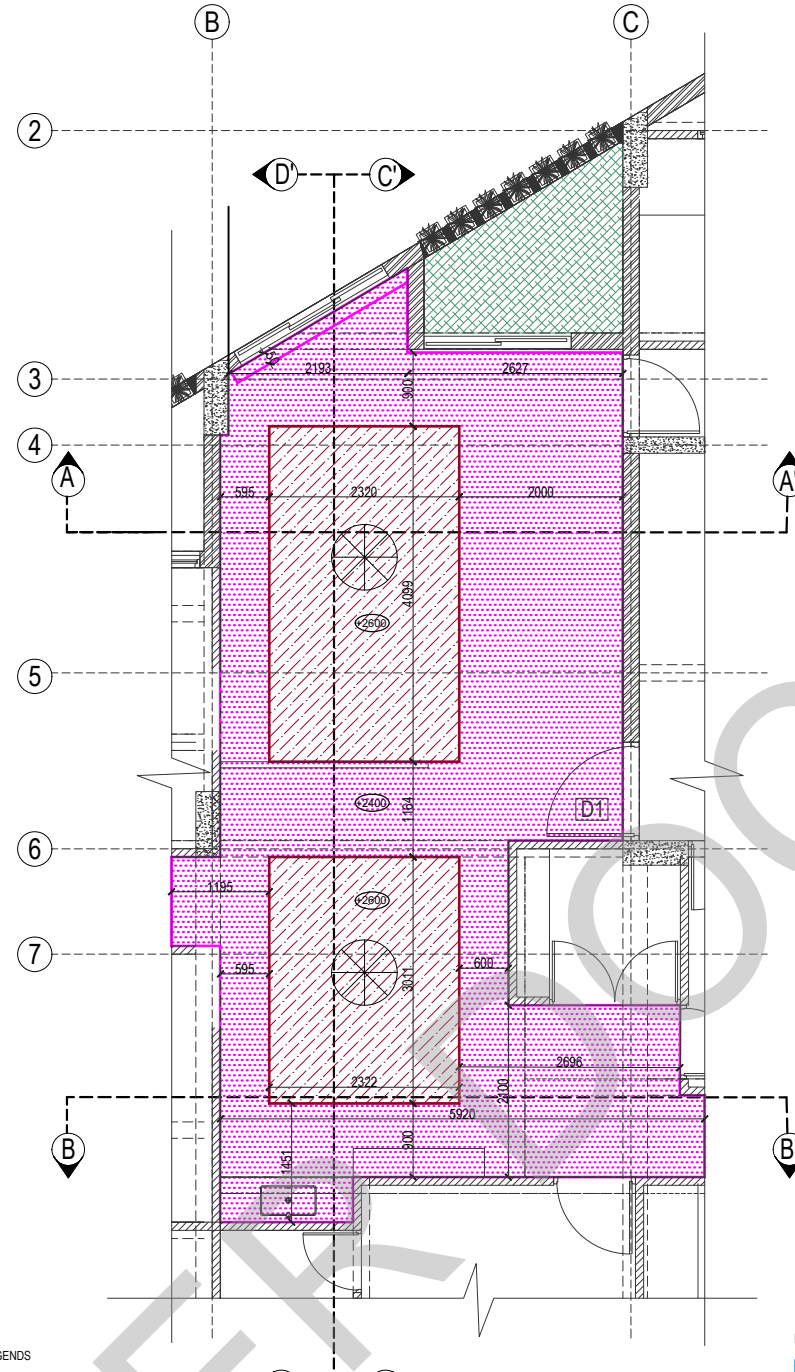
DRAWING TITLE:
 LIVING AND DINING ROOM INTERIOR DETAIL DRAWING
 Drawing number: TMA-292 /IB/ARCH/A-19/R1

Project code	Project name	Type of Drawing	Type of Construction	Drawing Number
TMA-292	IB	IFC	ARCH	TMA/292/IB/ARCH/A-19/R1



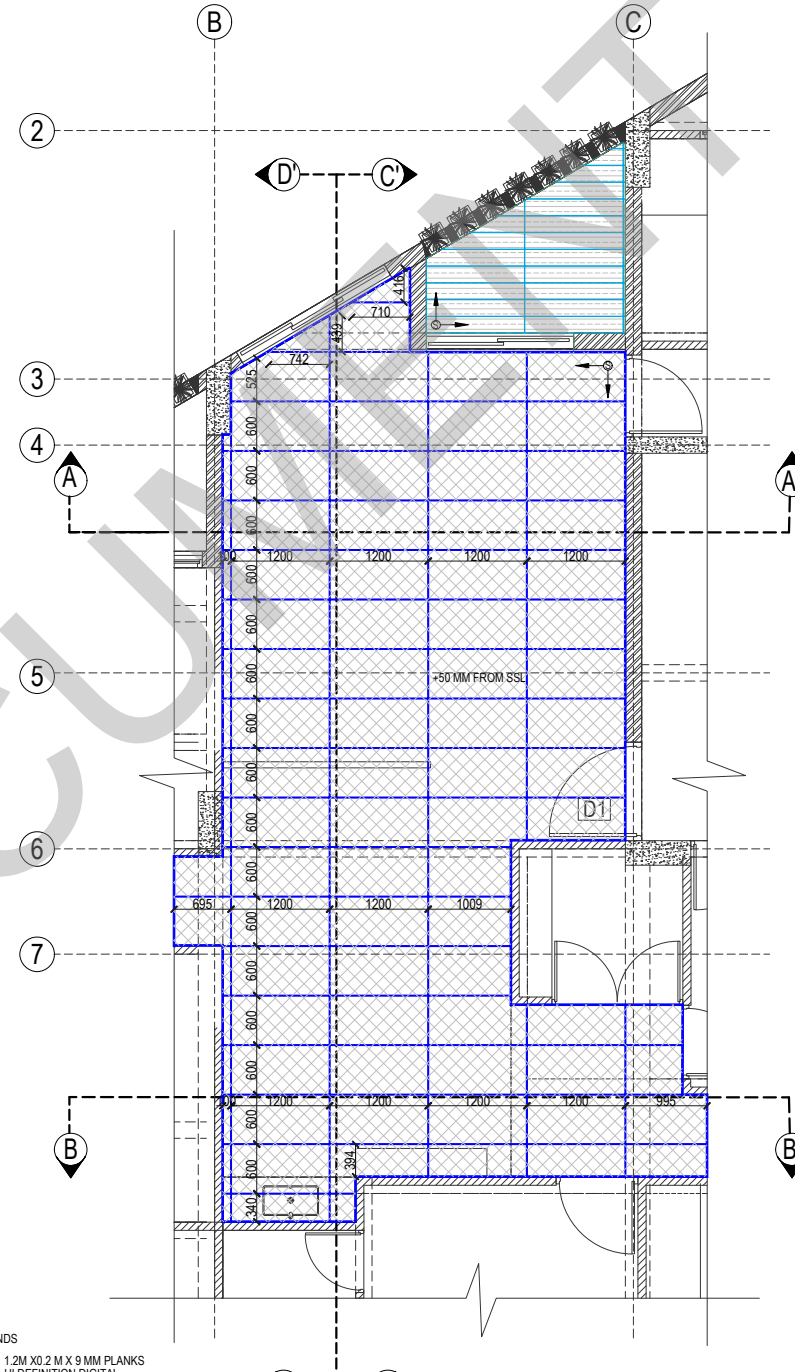
PLAN

- LEGENDS
- 200 MM WALL
 - 100 MM WALL



FALSE CEILING PLAN

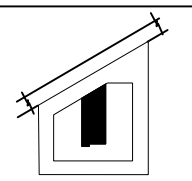
- LEGENDS
- 12.5 MM THICK GYPSUM BOARD
 - 4 MM THICK POWDER COATED METAL CEILING
 - 12 MM PLY WITH LAMINATE FINISH
- NOTE: 2400 MM, 2600 MM LVL FROM FFL



FLOORING LAYOUT

- LEGENDS
- 1.2M X 0.2 M X 9 MM PLANKS HI DEFINITION DIGITAL VITRIFIED FLOOR TILES (BUTT JOINT)
 - 1.2M X 0.6 M X 9 MM GLAZED SIMPOLO CODE 1004 WITH EPOXY BASED GROUTING (BUTT JOINT)

KEY PLAN:



SCHEDULE OF JOINERY:

LEGENDS:

- T - PROFILE
- PAINIT FINISH
- GREENLAM CODE:5082 HDG
- DEXARATE CODE: AP 9258
- GREENLAM CODE:5574
- SAINT GOBAIN PRODUCT:LACQUERED GLASS
- KAJARIA PRODUCT:JADE GREEN (BUTT JOINT)
- GREENLAM CODE:101 SGL WHITE
- DEXARATE CODE:AP 9254
- GREENPLY PRODUCT: PRELAMINATED WOOD
- GREENLAM CODE:261 HDG DARK GREY
- DEXARATE CODE: AP 9258

ABBREVIATIONS:

- ES - ELECTRICAL SHAFT LEVEL
- PS - PLUMBING SHAFT LEVEL
- AC - AIR CONDITIONING LEVEL
- FS - FIRE SHAFT
- TS - TELEPHONE SHAFT
- FFL - FINISHED FLOOR LEVEL
- SSL - STRUCTURAL SLAB LEVEL
- BOS - BOTTOM OF SLAB
- FC - FALSE CEILING

NO.	DATE	DESCRIPTION.

NOTE:
ALL DIMENSIONS ARE IN METERS.
ALL DIMENSIONS TO BE CHKD. AT SITE.
DO NOT SCALE THE DRAWING
IN THE EVENT OF ANY DISCREPANCIES OR DIFFERENCES BETWEEN ARCHITECT DRAWINGS, STRUCTURAL DRAWINGS AND SITE CONDITIONS, IMMEDIATE REFERENCE IS TO BE MADE TO THE ARCHITECT PRIOR TO THE EXECUTION OF WORK AT THE SITE.

ARCHITECTS & EP CONSTRUCTION:

Taamaesek Engineering Consortium
New no. 5, Old no.2a, Bishop Wallers Avenue west, Mylapore, Chennai - 600 004. Ph:044-24671157/1139. Fax : 044-2467237. url:www.taamaesek.com e-mail: info@taamaesek.com

CLIENT:
M/s.Indian bank, 254-260, Avvai Shanmugham Salai, Pudupet, Gopalapuram, Chennai, Tamil Nadu 600014

PROJECT:
PROPOSED CONSTRUCTION OF RESIDENTIAL BUILDING (5ilt + 5 Floors) @ MYLAPORE, CHENNAI - 600 004.

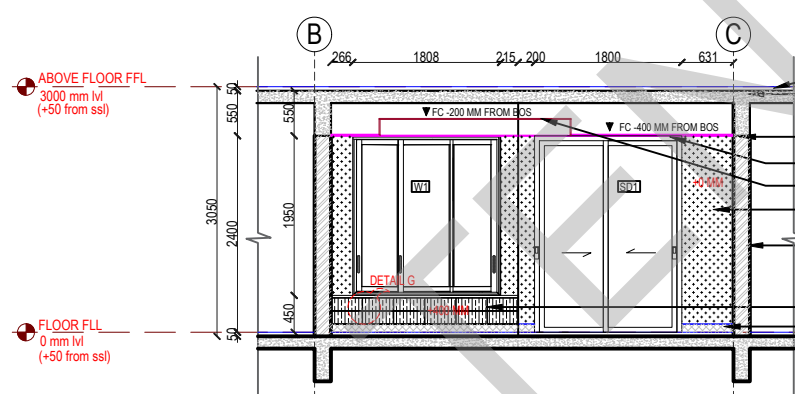
DRAWING STAGE: GOOD FOR CONSTRUCTION

DRAWN BY :	AR.SREEPRIYA	
CHECKED BY :	AR.MONISHA KAMACHI	
SCALE :	1:100	
DATE :	21.05.2025	A2

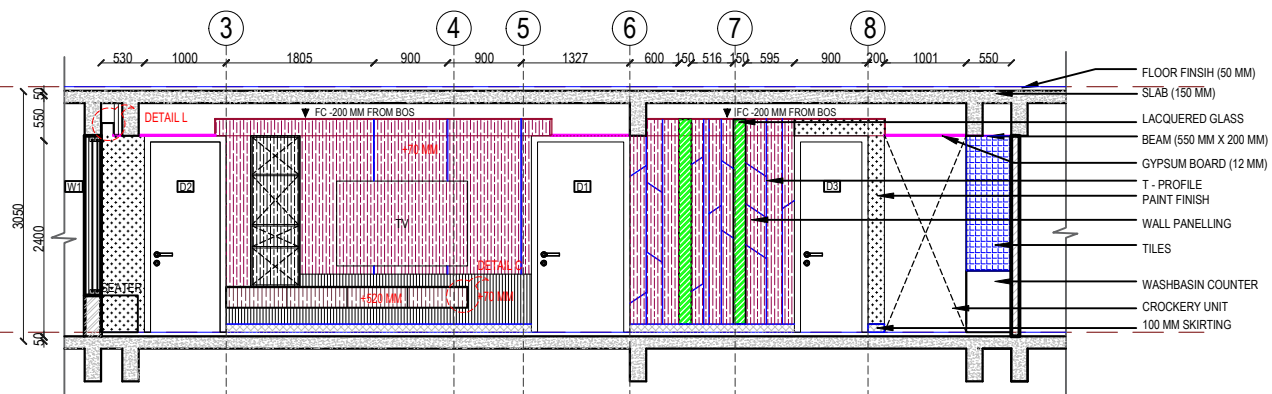
DRAWING TITLE:
LIVING AND DINING ROOM
INTERIOR DETAIL DRAWING

Drawing number: TMA-292 /IB/ARCH/A-19/R1

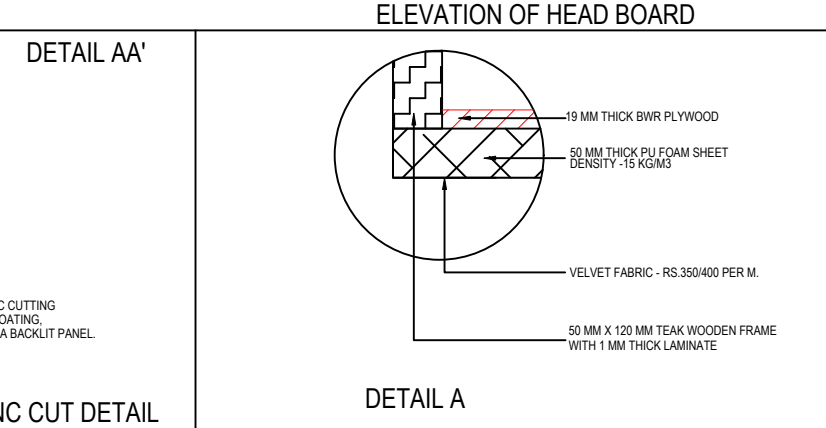
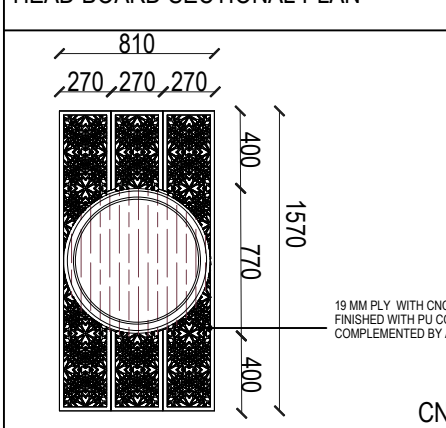
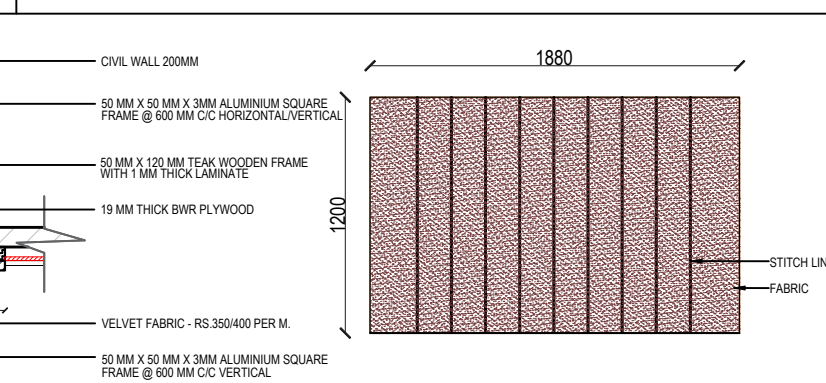
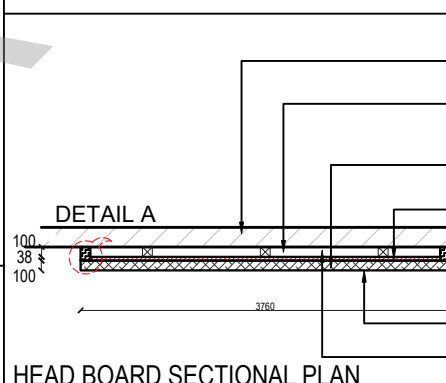
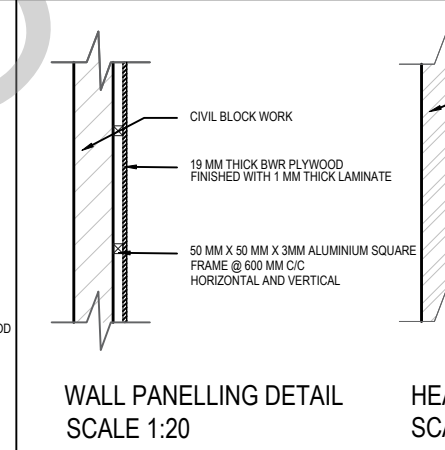
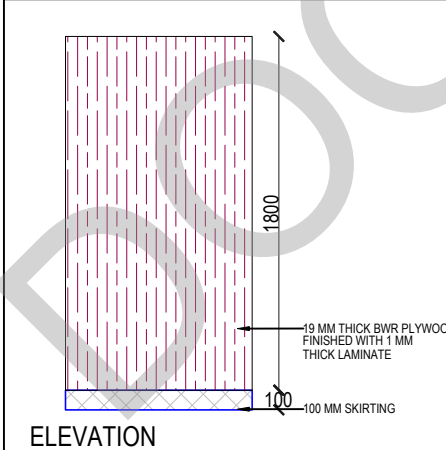
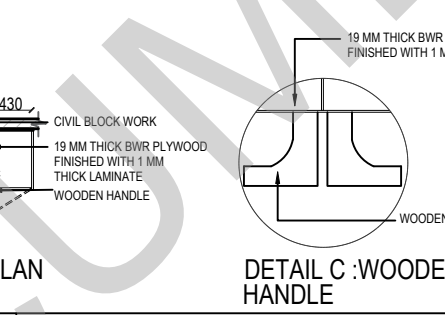
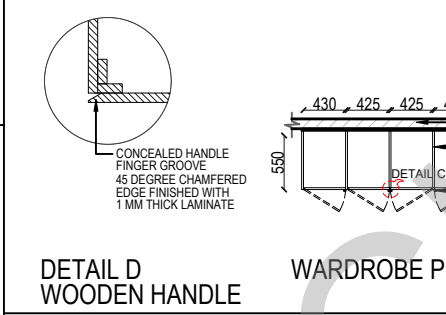

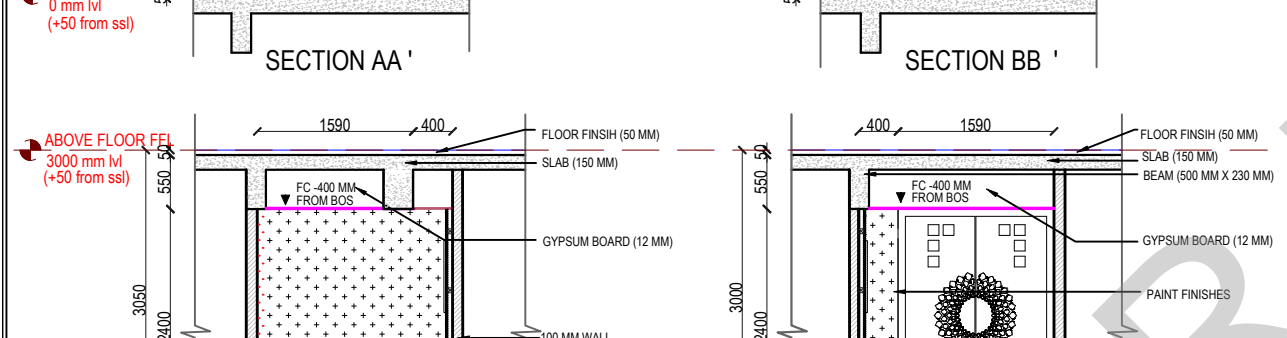
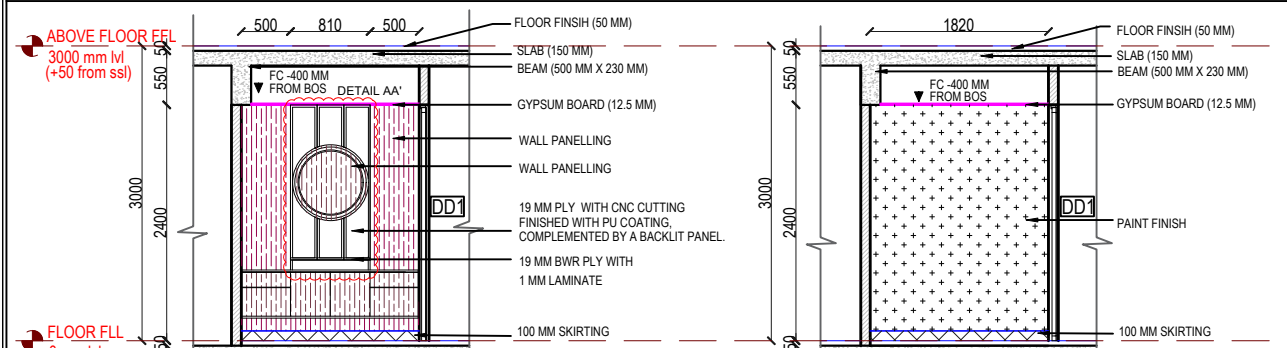
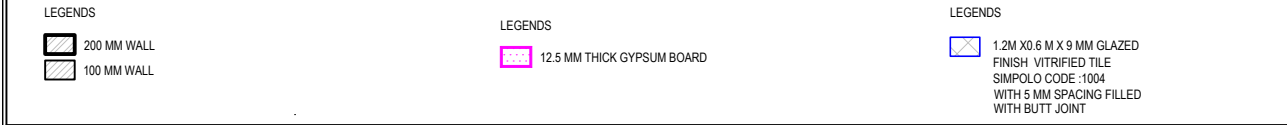
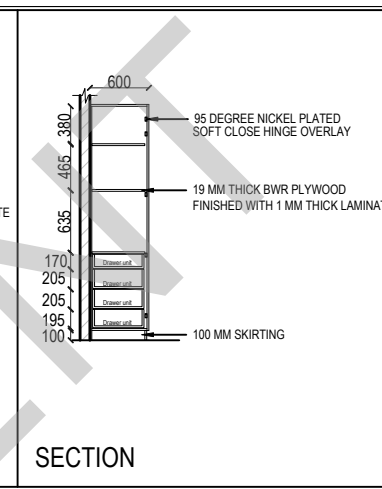
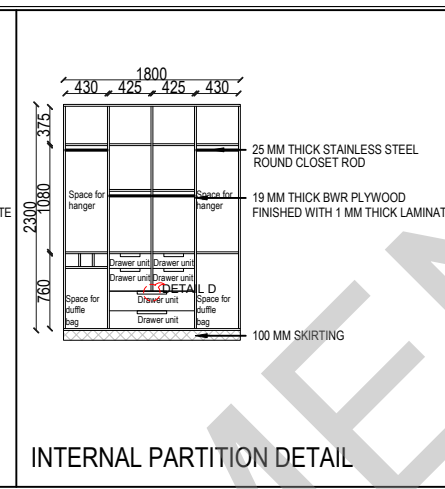
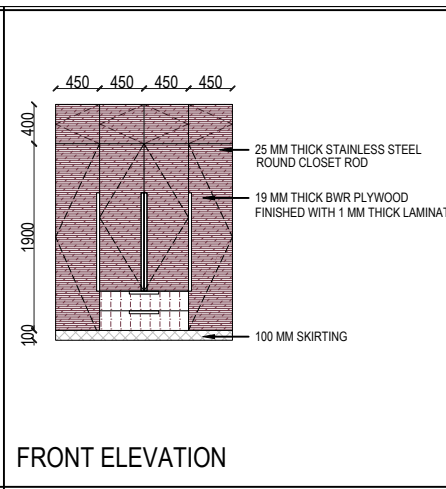
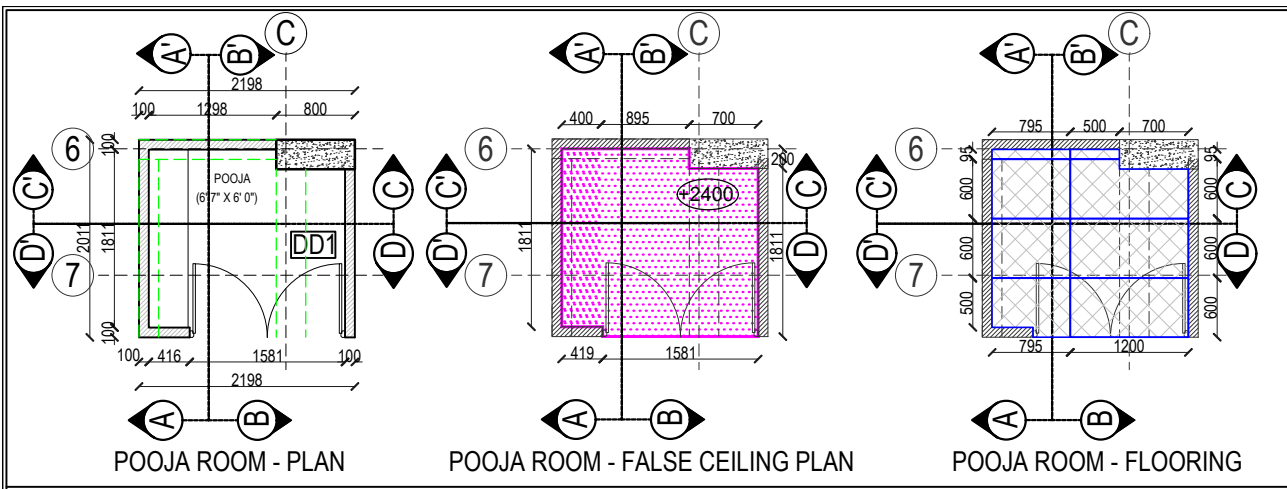
Project code	Project name	Type of Drawing	Type of Construction	Drawing Number
TMA-292	IB	IFC	ARCH	TMA/292/IB/ARCH/A-19/R1



SECTION AA'



SECTION CC'



KEY PLAN:

SCHEDULE OF JOINERY:

LEGENDS:

- GREENLAM CODE:101 SGL WHITE
- LAMINATE FINISH
- MERINO LAMINATE CODE:14194 MNT RH
- WALL PAINT FINISHES
- SIMPOLO PRODUCT:CALCUTTA ROSE

ABBREVIATIONS:

- ES - ELECTRICAL SHAFT LEVEL
- PS - PLUMBING SHAFT LEVEL
- AC - AIR CONDITIONING LEVEL
- FS - FIRE SHAFT
- TS - TELEPHONE SHAFT
- FFL - FINISHED FLOOR
- SSL - STRUCTURAL SLAB
- BOS - BOTTOM OF SLAB
- FC - FALSE CEILING

NO.	DATE	DESCRIPTION.

NOTE:
ALL DIMENSIONS ARE IN METERS.
ALL DIMENSIONS TO BE CHKD. AT SITE.
DO NOT SCALE THE DRAWING
IN THE EVENT OF ANY DISCREPANCIES OR DIFFERENCES BETWEEN ARCHITECT DRAWINGS, STRUCTURAL DRAWING AND SITE CONDITIONS, IMMEDIATE REFERENCE IS TO BE MADE TO THE ARCHITECT PRIOR TO THE EXECUTION OF WORK AT THE SITE.

ARCHITECTS & EP CONSTRUCTION:

Taamaesek Engineering Consortium
New no. 5, Old no.2a, Bishop Wallers Avenue west, Mylapore, Chennai - 600 004. Ph:044-24671157/1159. Fax : 044-24672237. url:www.taamaesek.com e-mail: info@taamaesek.com

CLIENT:
M/s Indian bank, 254-260, Avvai Shanmugham Salai, Pudupet, Gopalapuram, Chennai, Tamil Nadu 600014

PROJECT:
PROPOSED CONSTRUCTION OF RESIDENTIAL BUILDING (Stilt + 5 Floors) @ MYLAPORE, CHENNAI - 600 004.

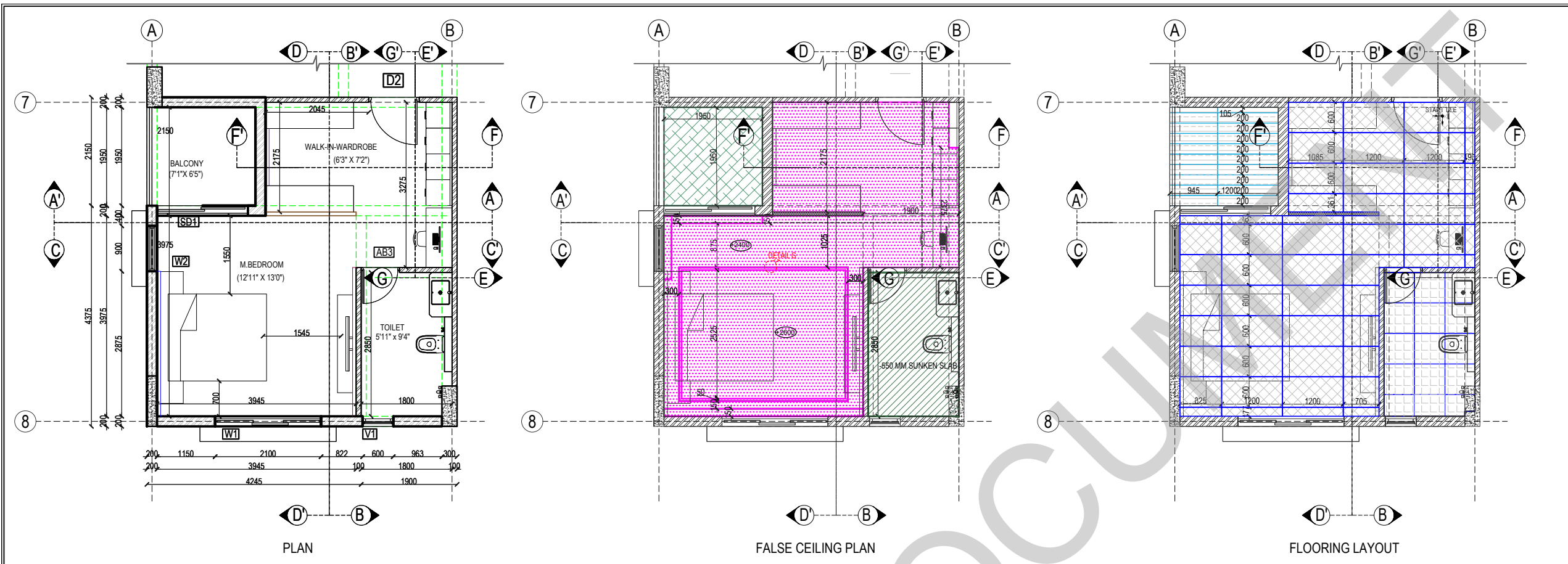
DRAWING STAGE: GOOD FOR CONSTRUCTION

DRAWN BY :	AR.SREEPRIYA	NO.0111
CHECKED BY :	AR.MONISHA KAMACHI	
SCALE :	1:100	
DATE :	21.05.2025	A2

DRAWING TITLE:
POOJA ROOM - BEDROOM 1 INTERIOR DETAILED DRAWING

Drawing number: TMA-292 /IB/ARCH/A-21/R1

Project code	Project name	Type of Drawing	Type of Construction	Drawing Number
TMA-292	IB	IFC	ARCH	TMA-292/IB/ARCH/A-21/R1



KEY PLAN:

SCHEDULE OF JOINERY:

LEGENDS:

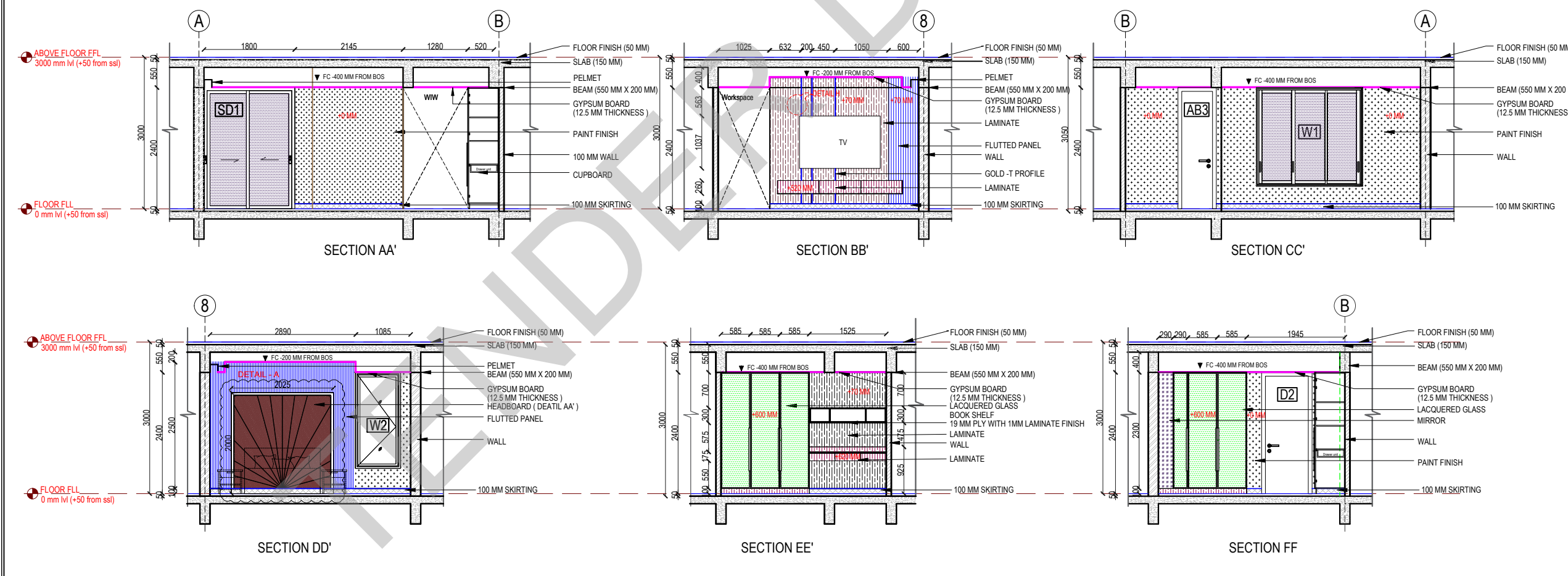
- DEXARATE CODE:AP 9254
- SAINT GOBAIN : LACQUERED GLASS
- GREENLAM CODE:101 SGL WHITE
- GREENLAM CODE:261 HDG DARK GREY
- DEXARATE CODE:AP 9254
- GREENLAM CODE:401 HDG black
- MIRROR
- VELVET FABRIC
- GREENLAM CODE:270 HDG SILVERY GREY

LEGENDS

- 200 MM WALL
- 100 MM WALL
- 12.5 MM THICK GYPSUM BOARD
- 3 MM THICK ACP PANELLING
- 550 MM SUNKEN SLAB
- 1.2M X0.2 M X 9 MM PLANKS
- HI DEFINITION DIGITAL VITRIFIED FLOOR TILES
- 1.2M X0.6 M X 9 MM GLAZED SIMPOLO CODE -1004 WITH EPOXY BASED GROUTING
- 0.6 M X0.6 M X 9 MM VITRIFIED TILES KAJARIA PRODUCT: MARFIL ROCK

ABBREVIATIONS:

- ES - ELECTRICAL SHAFT
- PS - PLUMBING SHAFT
- AC - AIR CONDITIONING
- FS - FIRE SHAFT
- TS - TELEPHONE SHAFT
- FFL - FINISHED FLOOR LEVEL
- SSL - STRUCTURAL SLAB LEVEL
- BOS - BOTTOM OF SLAB
- FC - FALSE CEILING



REVISION

NO.	DATE	DESCRIPTION

NOTE:
ALL DIMENSIONS ARE IN METERS.
ALL DIMENSIONS TO BE CHKD. AT SITE.
DO NOT SCALE THE DRAWING
IN THE EVENT OF ANY DISCREPANCIES OR DIFFERENCES BETWEEN ARCHITECT DRAWINGS, STRUCTURAL DRAWINGS AND SITE CONDITIONS, IMMEDIATE REFERENCE IS TO BE MADE TO THE ARCHITECT PRIOR TO THE EXECUTION OF WORK AT THE SITE.

ARCHITECTS & EP CONSTRUCTION:

Taamaesek Engineering Consortium
New no. 5, Old no.2a, Bishop Wallers Avenue west, Mylapore, Chennai - 600 004. Ph:044-24671157/1139. Fax : 044-2467237. url:www.taamaesek.com e-mail: info@taamaesek.com

CLIENT:
M/s.Indian bank, 254-260, Avvai Shanmugham Salai, Pudupet, Gopalapuram, Chennai, Tamil Nadu 600014

PROJECT:
PROPOSED CONSTRUCTION OF RESIDENTIAL BUILDING (5th + 6 Floors) @ MYLAPORE, CHENNAI - 600 004.

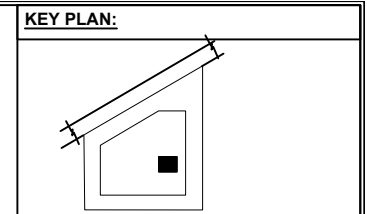
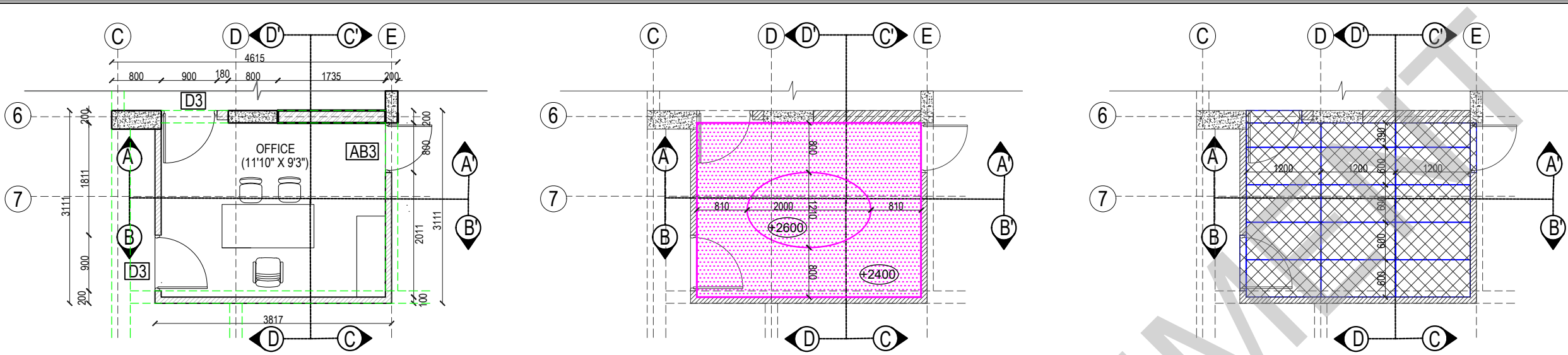
DRAWING STAGE: GOOD FOR CONSTRUCTION

DRAWN BY :	AR.SREEPRIYA	
CHECKED BY :	AR.MONISHA KAMACHI	
SCALE :	1:100	
DATE :	19.05.2025	

DRAWING TITLE:
MASTER BEDROOM - INTERIOR DETAIL DRAWING

Drawing number: TMA-292 /IB/ARCH/A-15/R1

Project code	Project name	Type of Building	Type of Construction	Drawing Number
TMA-292	IB	IFC	ARCH	TMA-292/IB/ARCH/A-15/R1

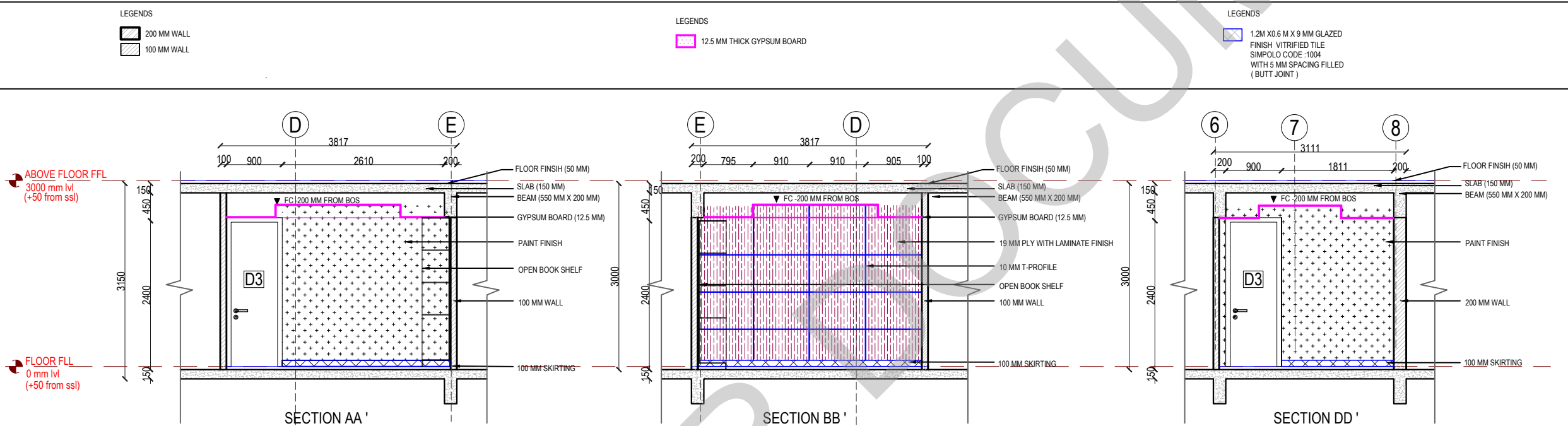


SCHEDULE OF JOINERY:

[Symbol]	GREENLAM CODE:5082 SAT LOUISIANA OAK
[Symbol]	PAINT FINISH
[Symbol]	GREENLAM CODE:5529 SUD PENINSULAR TEAK
[Symbol]	10MM X 3MM SS T-PROFILE

LEGENDS:

[Symbol]	200 MM WALL
[Symbol]	100 MM WALL
[Symbol]	12.5 MM THICK GYPSUM BOARD
[Symbol]	1.2M X0.6 M X 9 MM GLAZED FINISH VITRIFIED TILE SIMPOLO CODE :1004 WITH 5 MM SPACING FILLED (BUTT JOINT)

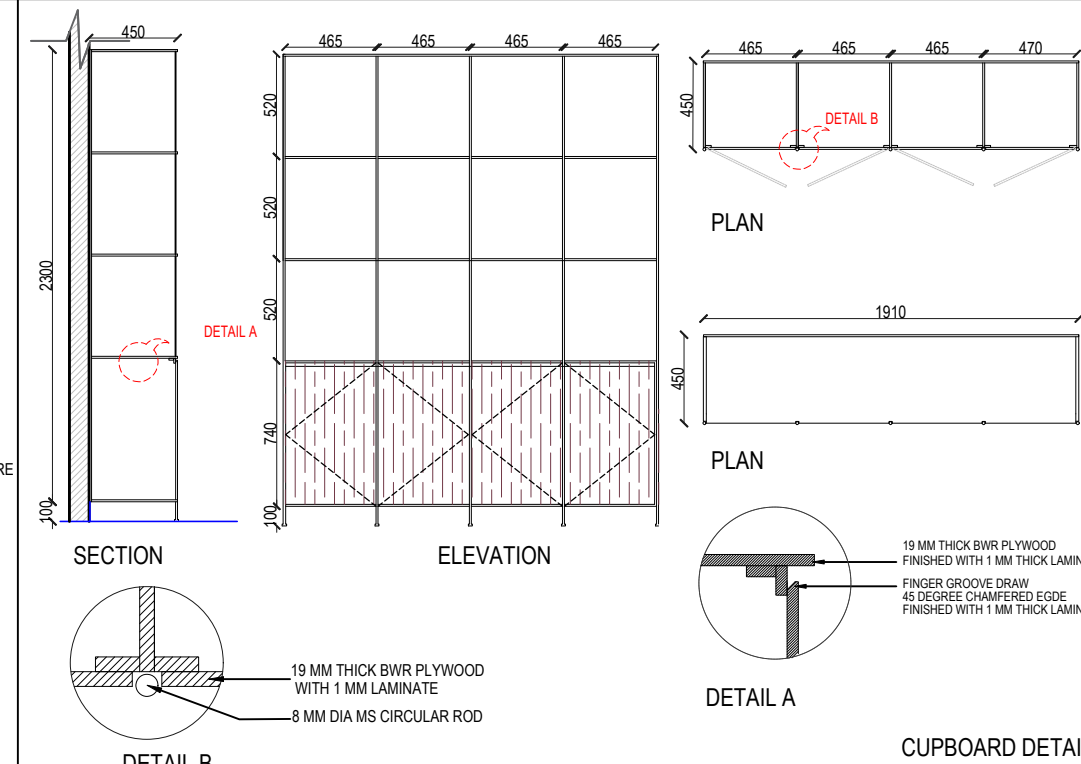
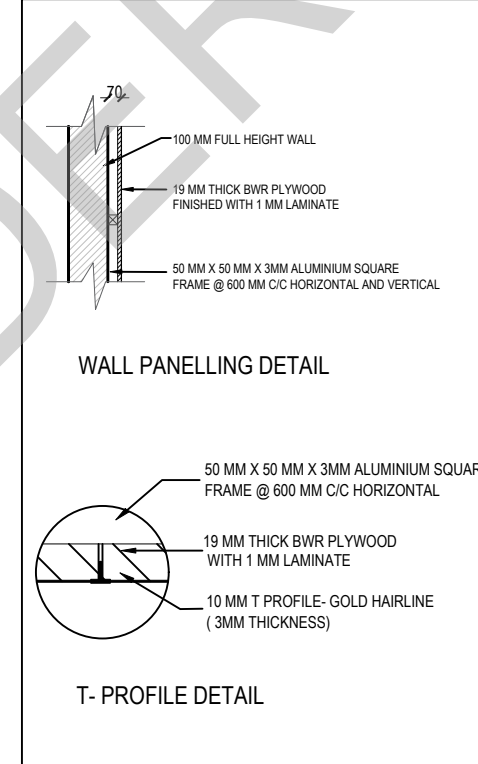
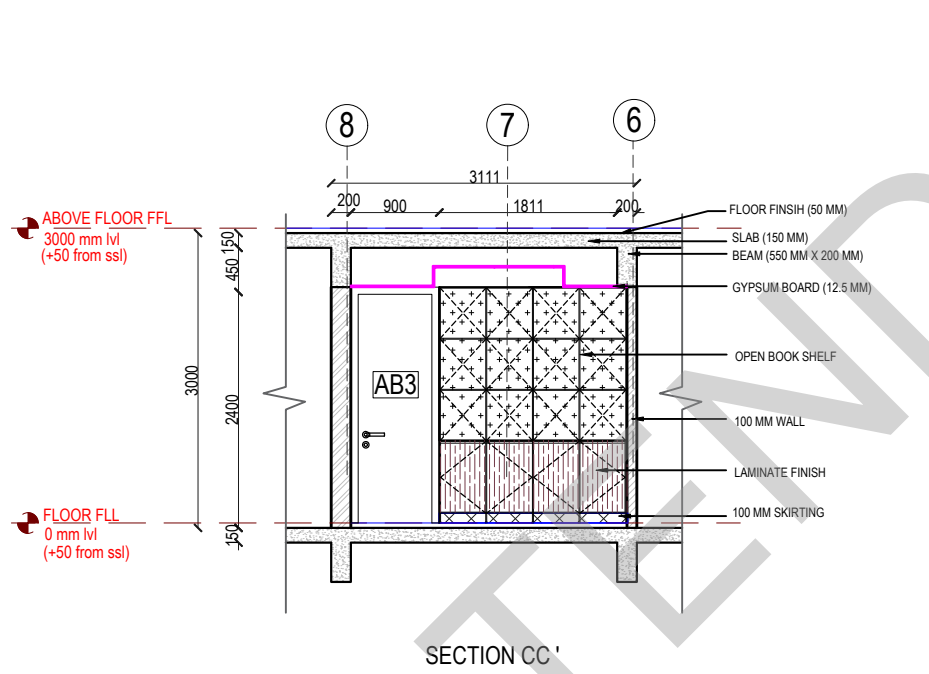


ABBREVIATIONS:

ES -	ELECTRICAL SHAFT	FFL -	FINISHED FLOOR LEVEL
PS -	PLUMBING SHAFT	SSL -	STRUCTURAL SLAB LEVEL
AC -	AIR CONDITIONING	BOS -	BOTTOM OF SLAB
FS -	FIRE SHAFT	BOS -	BOTTOM OF SLAB
TS -	TELEPHONE SHAFT	FC -	FALSE CEILING

REVISION

NO.	DATE	DESCRIPTION.



NOTE:
ALL DIMENSIONS ARE IN METERS.
ALL DIMENSIONS TO BE CHKD. AT SITE.
DO NOT SCALE THE DRAWING
IN THE EVENT OF ANY DISCREPANCIES OR DIFFERENCES BETWEEN ARCHITECT DRAWINGS, STRUCTURAL DRAWINGS AND SITE CONDITIONS, IMMEDIATE REFERENCE IS TO BE MADE TO THE ARCHITECT PRIOR TO THE EXECUTION OF WORK AT THE SITE.

ARCHITECTS & EP CONSTRUCTION:

Taamaesek Engineering Consortium
New no. 5, Old no.2a, Bishop Wallers Avenue west, Mylapore, Chennai - 600 004. Ph:044-24671157/1139. Fax : 044-24672237. url:www.taamaesek.com e-mail: info@taamaesek.com

CLIENT:
M/s.Indian bank,
254-260, Avvai Shanmugham Salai, Pudupet, Gopalapuram, Chennai, Tamil Nadu 600014

PROJECT:
PROPOSED CONSTRUCTION OF RESIDENTIAL BUILDING (Silt + 5 Floors) @ MYLAPORE, CHENNAI - 600 004.

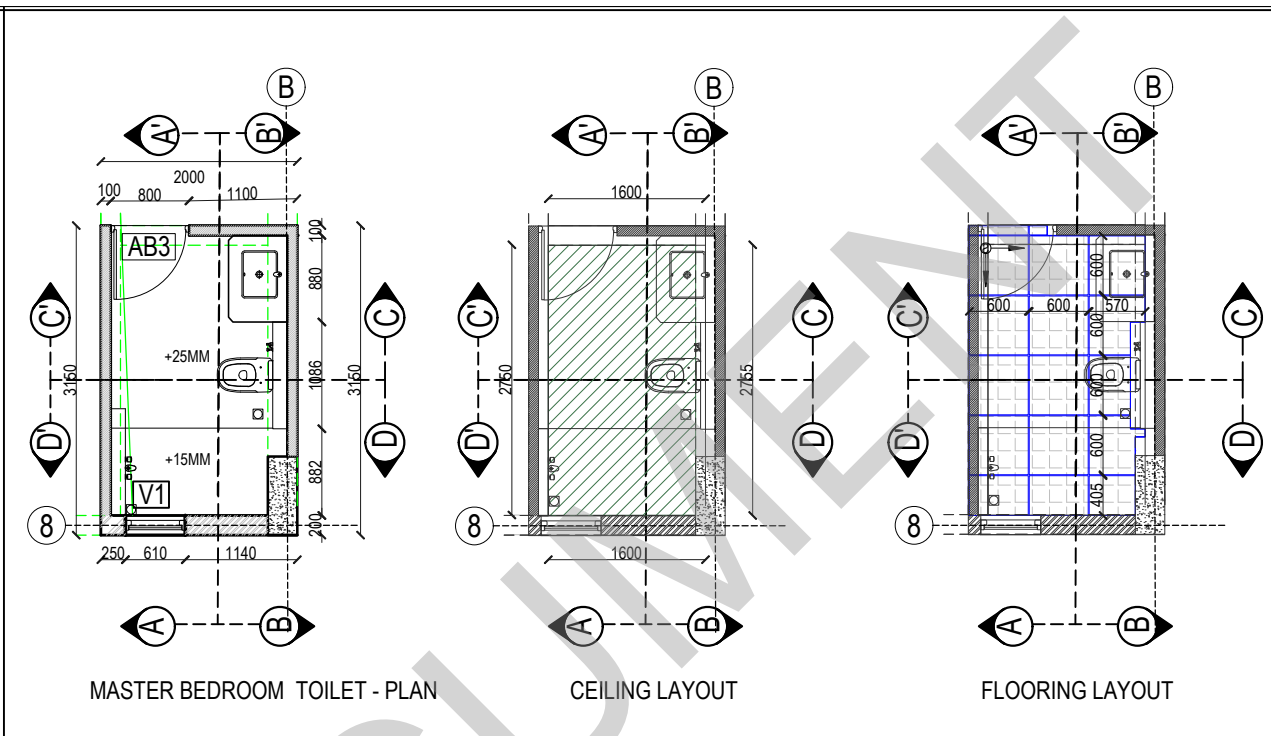
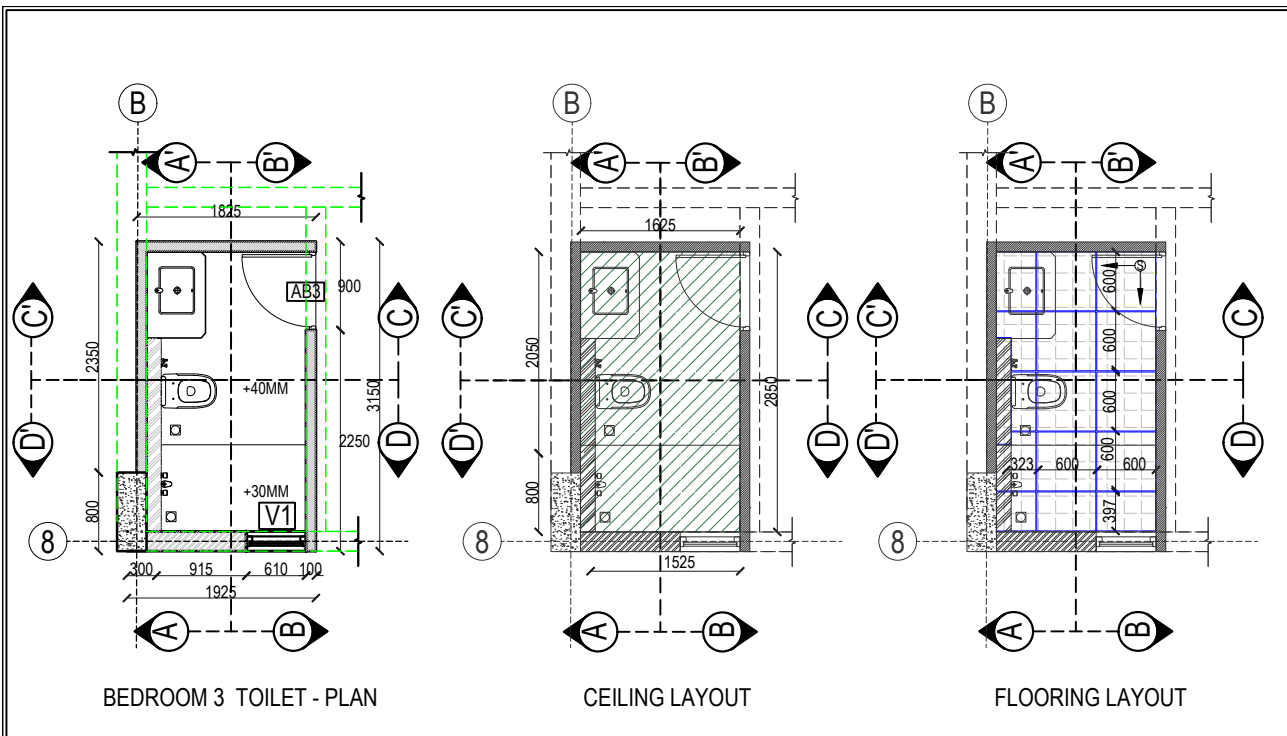
DRAWING STAGE: GOOD FOR CONSTRUCTION

DRAWN BY :	AR.SREEPRIYA	NO.111
CHECKED BY :	AR.MONISHA KAMACHI	111
SCALE :	1:100	SHEET SIZE
DATE :	21.05.2025	A2

DRAWING TITLE:
OFFICE ROOM INTERIOR DETAILED DRAWING

Drawing number: TMA-292 /IB/ARCH/A-20/R1

Project code	Project name	Type of Drawing	Type of Construction	Drawing Number
TMA-292	IB	IFC	ARCH	TMA/292/IB/ARCH/A-20/R1



- LEGENDS**
- 200 MM WALL
 - 100 MM WALL
 - 150 MM LEDGE WALL
 - 550 MM SUNKEN SLAB FINISHED WITH PAINT
 - 0.6 M X 0.6 M X 9 MM VITRIFIED TILES KAJARIA PRODUCT: MARFIL ROCK WITH BUTT JOINT

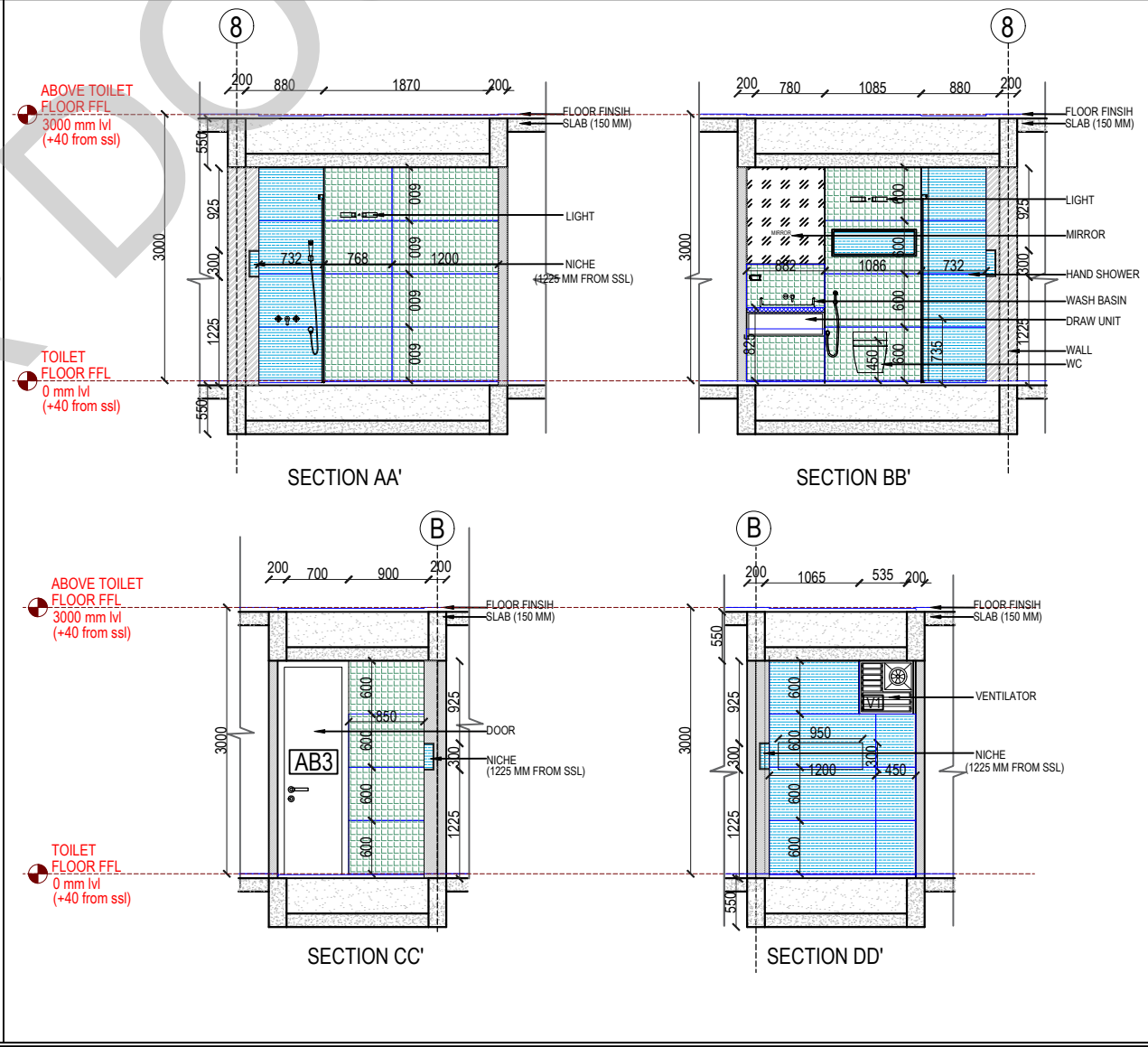
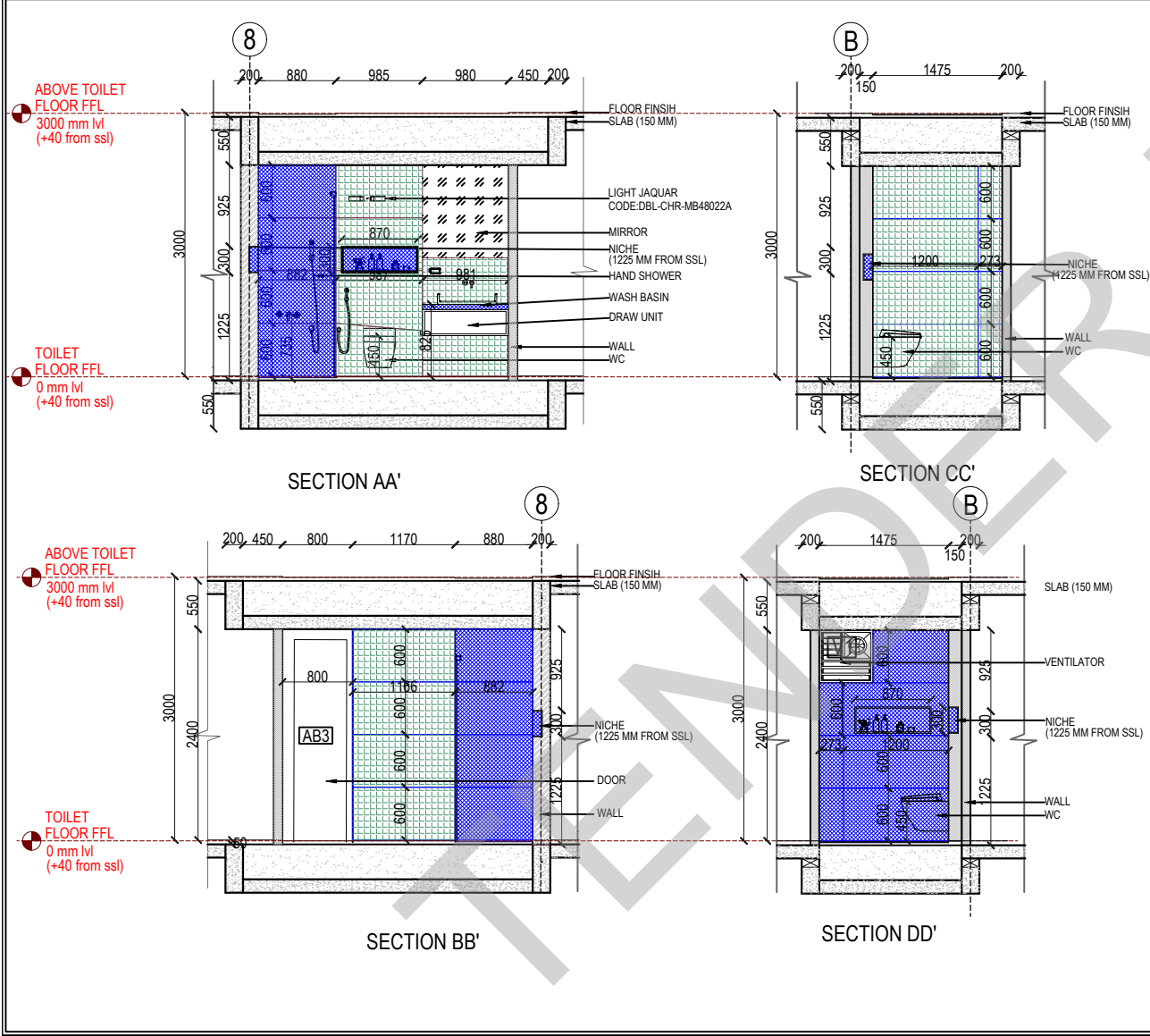
- LEGENDS**
- 200 MM WALL
 - 100 MM WALL
 - 150 MM LEDGE WALL
 - 550 MM SUNKEN SLAB FINISHED WITH PAINT
 - 0.6 M X 0.6 M X 9 MM VITRIFIED TILES KAJARIA PRODUCT: MARFIL ROCK WITH BUTT JOINT

KEY PLAN:

SCHEDULE OF JOINERY:

LEGENDS:

- EMPREDOR NERO (BUTT JOINT)
- KAJARIA ONYX BIANCO (BUTT JOINT)
- KAJARIA ANALAYA GRIS (BUTT JOINT)



ABBREVIATIONS:

- ES - ELECTRICAL SHAFT
- PS - PLUMBING SHAFT
- AC - AIR CONDITIONING
- FS - FIRE SHAFT
- TS - TELEPHONE SHAFT
- FFL - FINISHED FLOOR LEVEL
- SSL - STRUCTURAL SLAB LEVEL
- BOS - BOTTOM OF SLAB
- FC - FALSE CEILING

NO.	DATE	DESCRIPTION.

NOTE:
ALL DIMENSIONS ARE IN METERS.
ALL DIMENSIONS TO BE CHKD. AT SITE.
DO NOT SCALE THE DRAWING
IN THE EVENT OF ANY DISCREPANCIES OR DIFFERENCES BETWEEN ARCHITECT DRAWINGS, STRUCTURAL DRAWINGS AND SITE CONDITIONS, IMMEDIATE REFERENCE IS TO BE MADE TO THE ARCHITECT PRIOR TO THE EXECUTION OF WORK AT THE SITE.

ARCHITECTS & EP CONSTRUCTION:

Taamaesek Engineering Consortium
New no. 5, Old no. 2a, Bishop Wallers Avenue west, Mylapore, Chennai - 600 004. Ph: 044-24671157/1159. Fax : 044-24672237. url: www.taamaesek.com e-mail: info@taamaesek.com

CLIENT:
M/s Indian bank, 254-260, Avvai Shanmugham Salai, Pudupet, Gopalapuram, Chennai, Tamil Nadu 600014

PROJECT:
PROPOSED CONSTRUCTION OF RESIDENTIAL BUILDING (Stilt + 5 Floors) @ MYLAPORE, CHENNAI - 600 004.

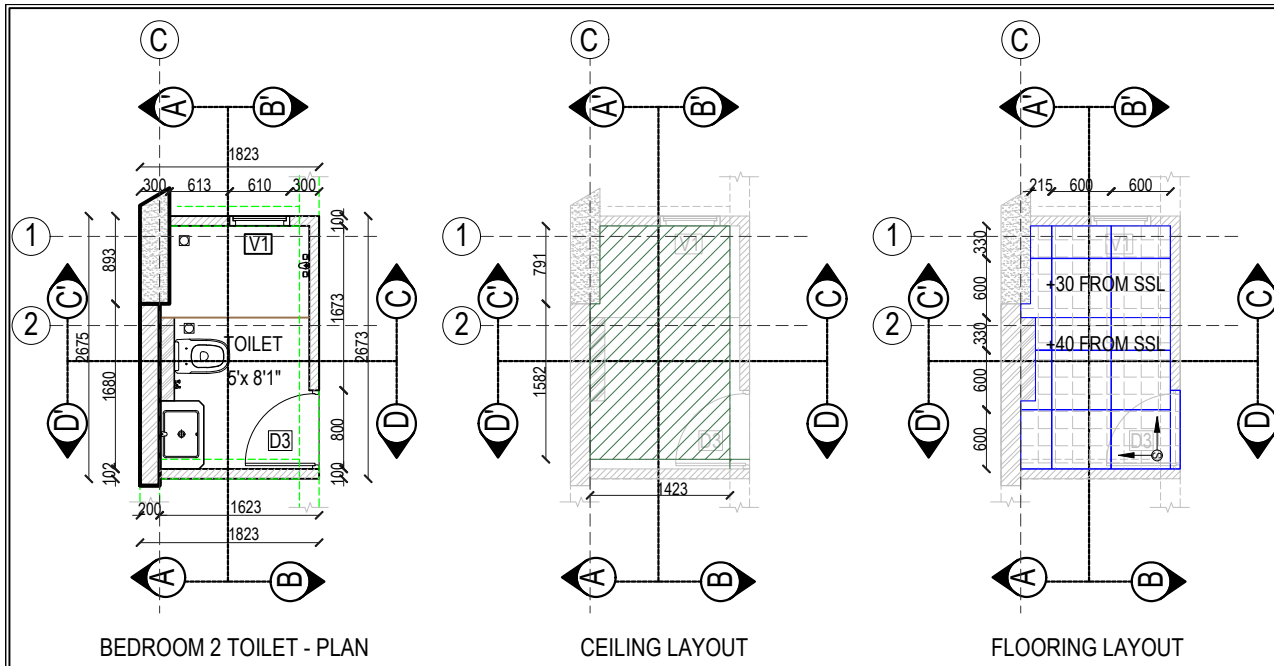
DRAWING STAGE: GOOD FOR CONSTRUCTION

DRAWN BY :	AR.SREEPRIYA	
CHECKED BY :	AR.MONISHA KAMACHI	
SCALE :	1:100	
DATE :	21.05.2025	

DRAWING TITLE:
BEDROOM 3, MASTER BEDROOM TOILET INTERIOR DETAIL DRAWING

Drawing number: TMA-292 /IB/ARCH/A-24/R1

Project code	Project name	Type of Drawing	Type of Construction	Drawing Number
TMA-292	IB	IFC	ARCH	TMA/292/IB/ARCH/A-24/R1



BEDROOM 2 TOILET - PLAN

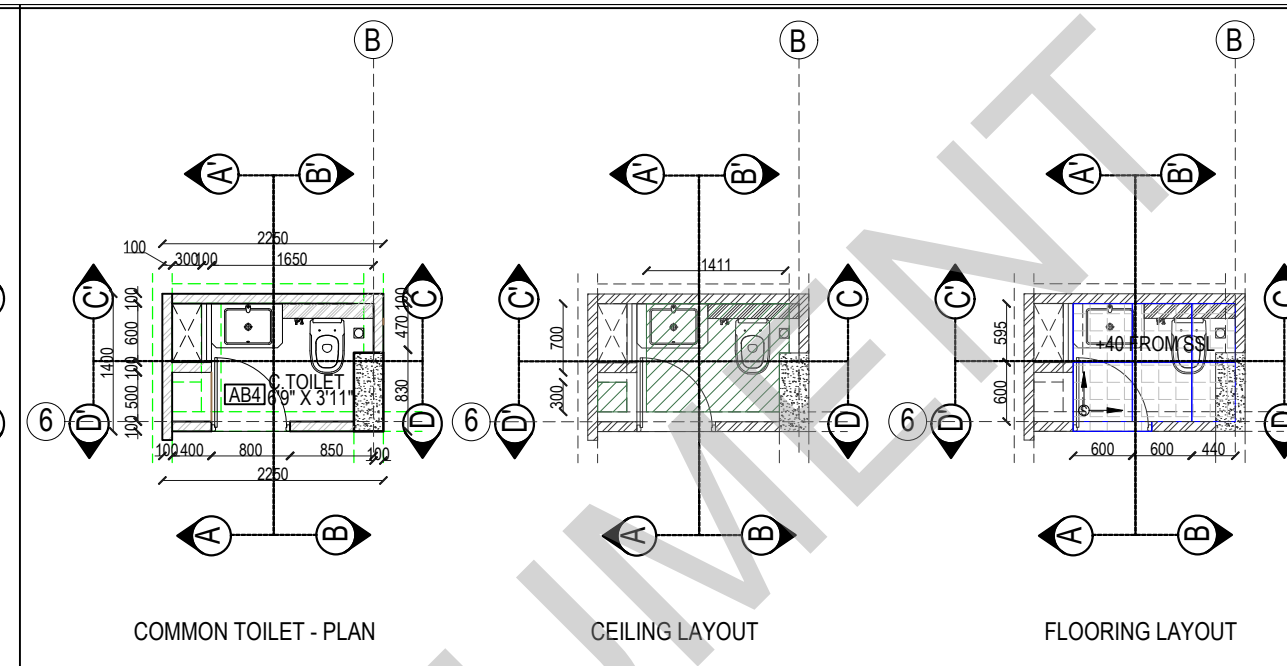
CEILING LAYOUT

FLOORING LAYOUT

- LEGENDS**
- 200 MM WALL
 - 100 MM WALL
 - 150 MM LEDGE WALL

- LEGENDS**
- 550 MM SUNKEN SLAB FINISHED WITH PAINT

- LEGENDS**
- 0.6 M X 0.6 M X 9 MM VITRIFIED TILES KAJARIA PRODUCT: MARFIL ROCK (BUTT JOINT)



COMMON TOILET - PLAN

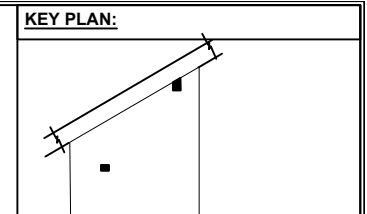
CEILING LAYOUT

FLOORING LAYOUT

- LEGENDS**
- 200 MM WALL
 - 100 MM WALL
 - 150 MM LEDGE WALL

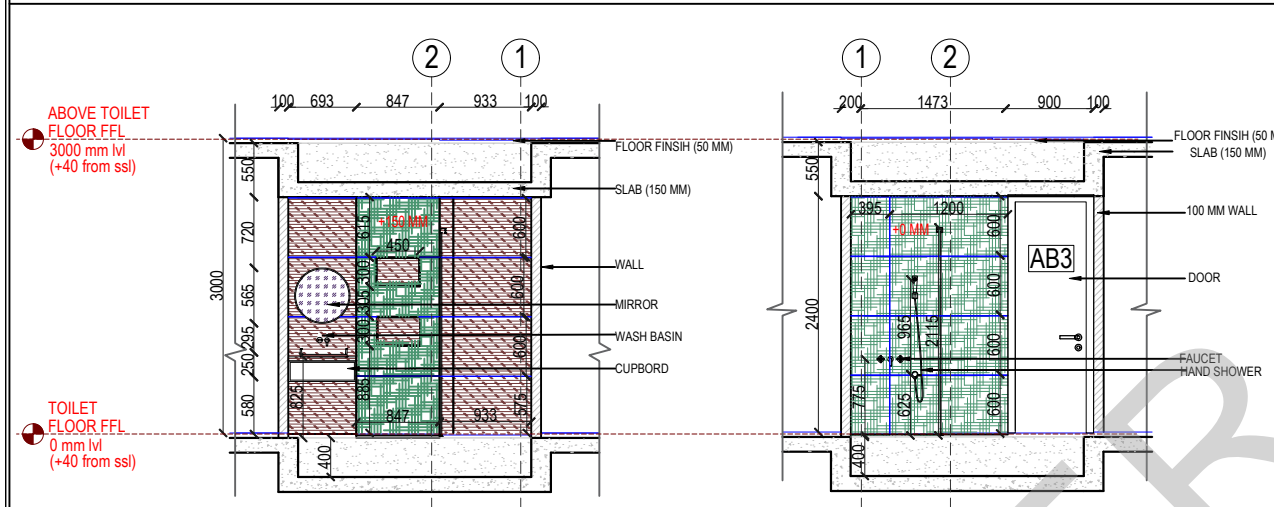
- LEGENDS**
- 550 MM SUNKEN SLAB FINISHED WITH PAINT

- LEGENDS**
- 0.6 M X 0.6 M X 9 MM VITRIFIED TILES KAJARIA PRODUCT: MARFIL ROCK (BUTT JOINT)



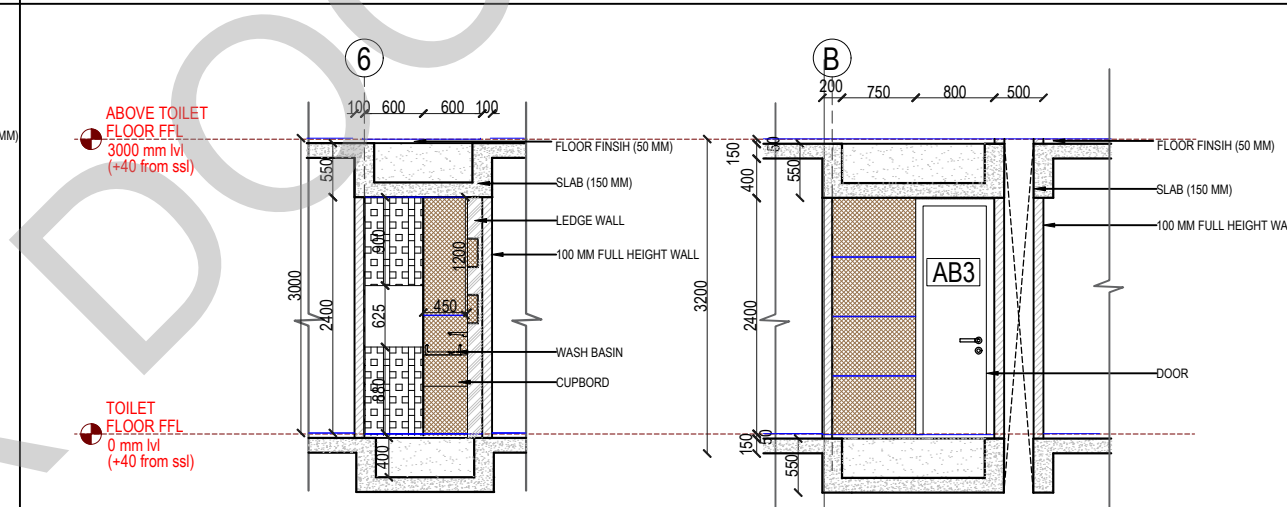
SCHEDULE OF JOINERY:

- LEGENDS:**
- EMPREDOR NERO (BUTT JOINT)
 - ONYX BIANCO (BUTT JOINT)
 - KAJARIA ANALAYA GRIS(BUTT JOINT)
 - KAJARIA PRODUCT: MARFIL ROCK (BUTT JOINT)



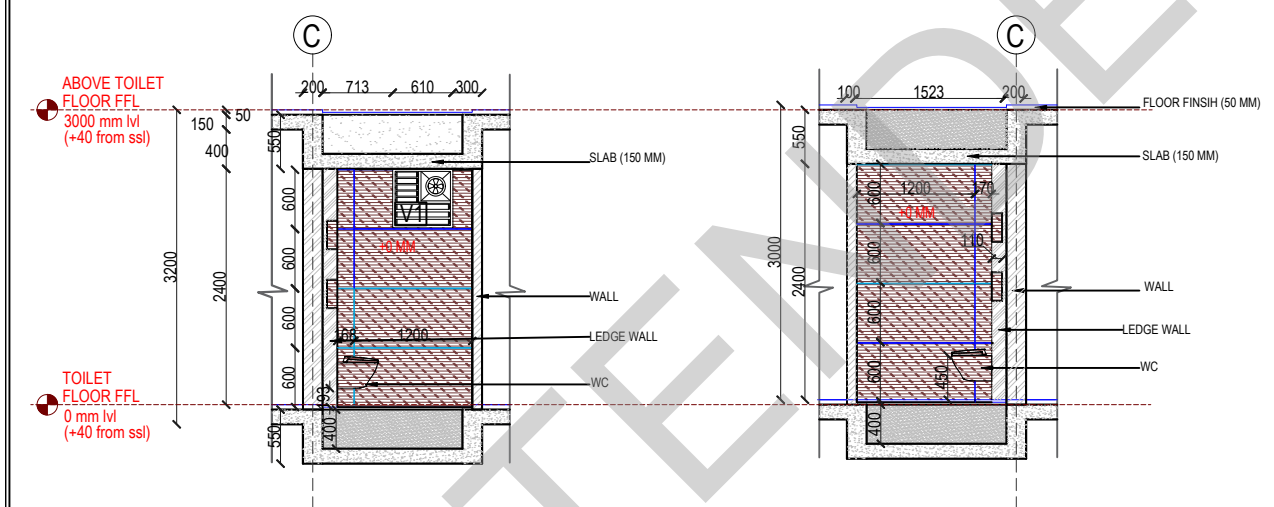
SECTION AA'

SECTION BB'



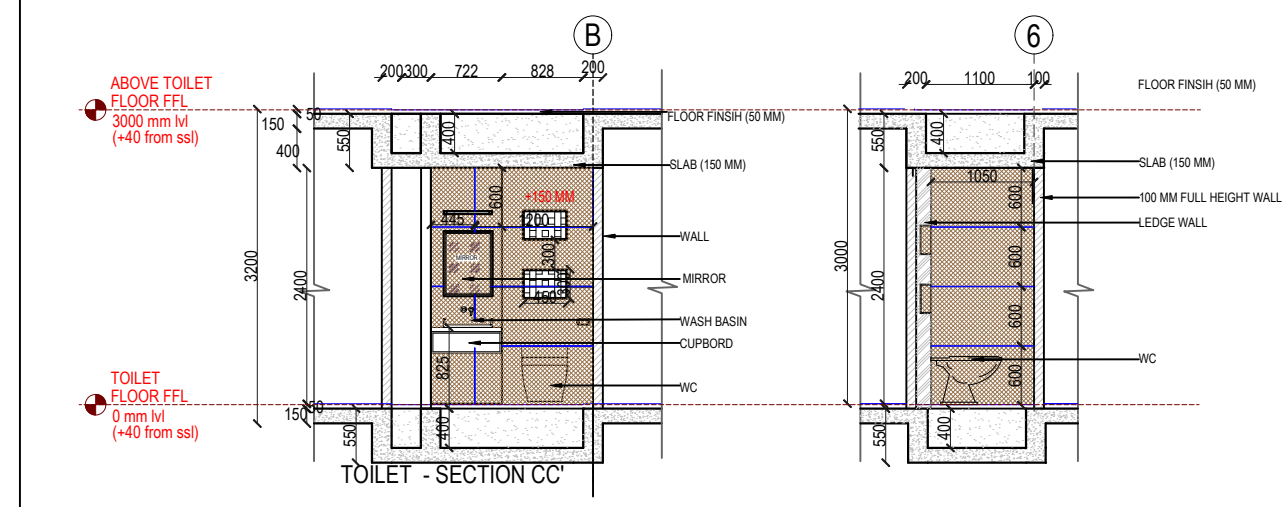
SECTION AA'

SECTION DD'



SECTION CC'

SECTION DD'



TOILET - SECTION CC'

SECTION BB'

ABBREVIATIONS:

- ES - ELECTRICAL SHAFT LEVEL
- PS - PLUMBING SHAFT LEVEL
- AC - AIR CONDITIONING LEVEL
- FS - FIRE SHAFT LEVEL
- TS - TELEPHONE SHAFT LEVEL
- FFL - FINISHED FLOOR LEVEL
- SSL - STRUCTURAL SLAB LEVEL
- BOS - BOTTOM OF SLAB
- FC - FALSE CEILING

NO.	DATE	DESCRIPTION.

NOTE:
ALL DIMENSIONS ARE IN METERS.
ALL DIMENSIONS TO BE CHKD. AT SITE.
DO NOT SCALE THE DRAWING
IN THE EVENT OF ANY DISCREPANCIES OR DIFFERENCES BETWEEN ARCHITECT DRAWINGS, STRUCTURAL DRAWINGS AND SITE CONDITIONS, IMMEDIATE REFERENCE IS TO BE MADE TO THE ARCHITECT PRIOR TO THE EXECUTION OF WORK AT THE SITE.

ARCHITECTS & EP CONSTRUCTION:

Taamaesek Engineering Consortium
New no. 5, Old no. 2a, Bishop Wallers Avenue west, Mylapore, Chennai - 600 004. Ph: 044-24671157/1139. Fax : 044-24672237. url: www.taamaesek.com e-mail: info@taamaesek.com

CLIENT:
M/s Indian bank, 254-260, Avvai Shanmugham Salai, Pudupet, Gopalapuram, Chennai, Tamil Nadu 600014

PROJECT:
PROPOSED CONSTRUCTION OF RESIDENTIAL BUILDING (Stilt + 5 Floors) @ MYLAPORE, CHENNAI - 600 004.

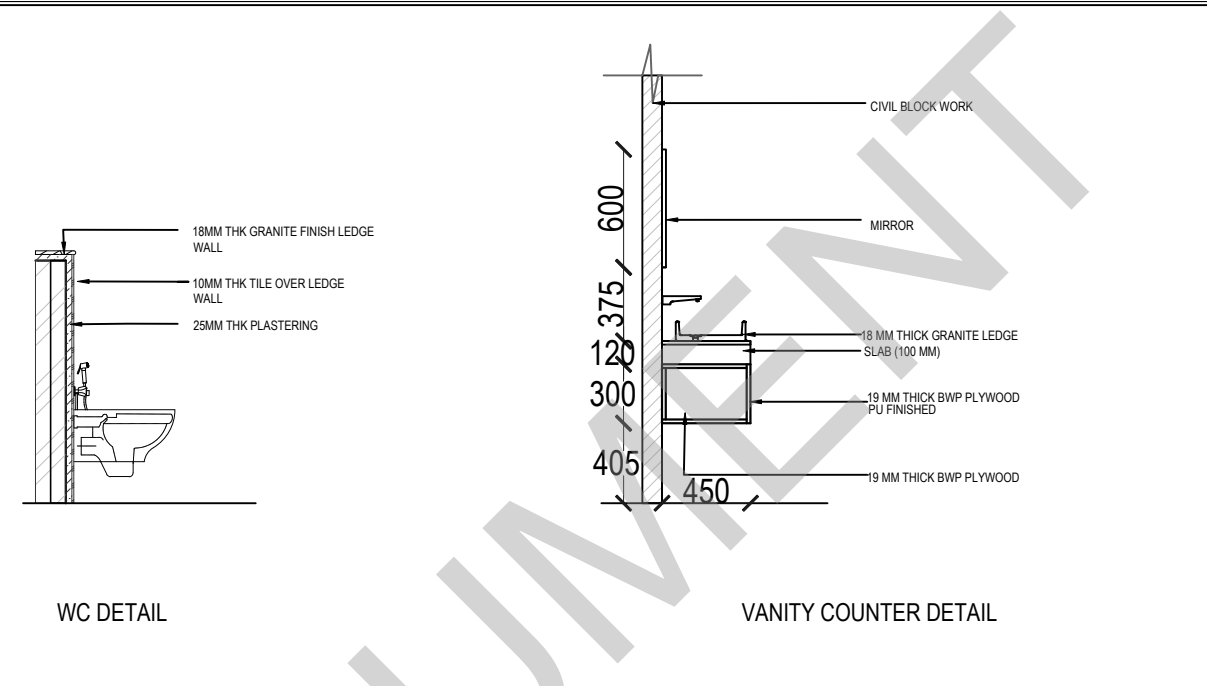
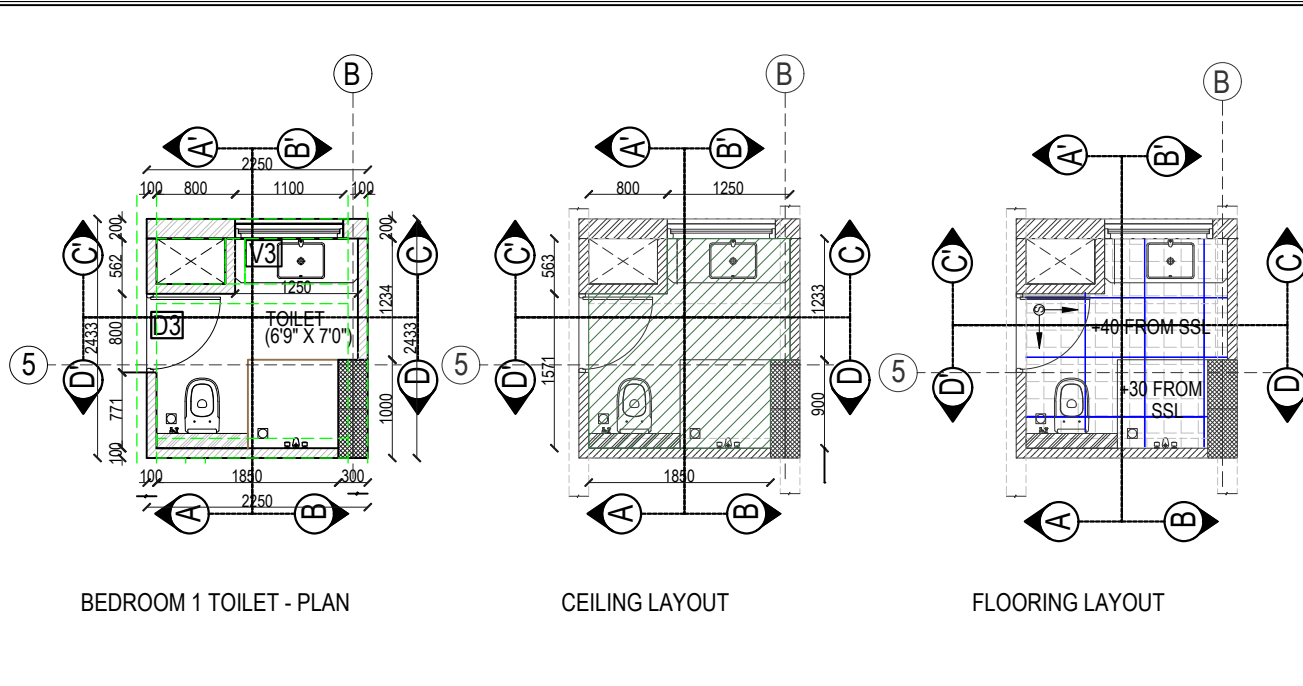
DRAWING STAGE: GOOD FOR CONSTRUCTION

DRAWN BY :	AR.SREEPRIYA	
CHECKED BY :	AR.MONISHA KAMACHI	
SCALE :	1:100	
DATE :	21.05.2025	

DRAWING TITLE:
BEDROOM 2 , COMMON TOILET DETAIL DRAWING

Drawing number: TMA-292 /IB/ARCH/A-25/R1

Project code	Project name	Type of Drawing	Type of Construction	Drawing Number
TMA-292	IB	IFC	ARCH	TMA-292/IB/ARCH/A-25/R1



KEY PLAN:

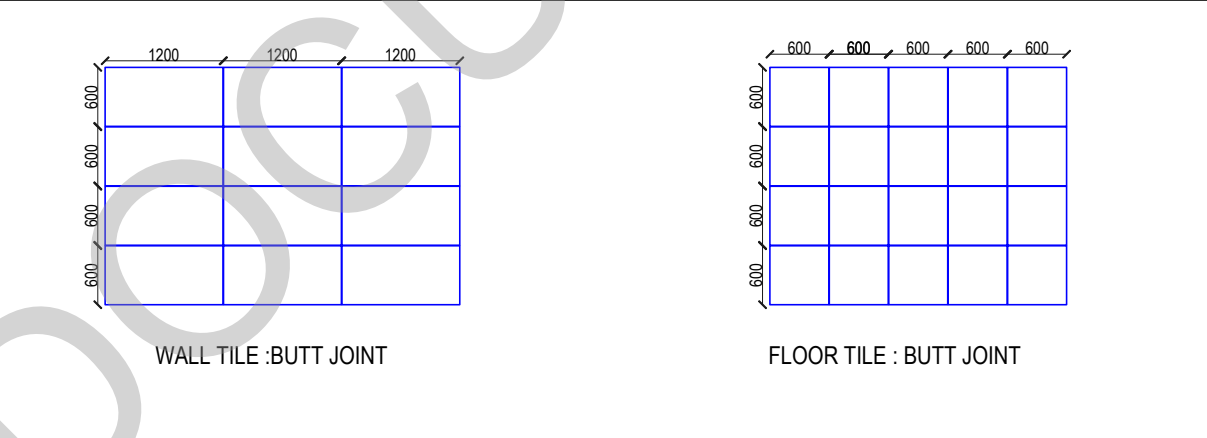
SCHEDULE OF JOINERY:

LEGENDS:

- KAJARIA EMPREDOR NERO (BUTT JOINT)
- KAJARIA ANALYAYA GRIS (BUTT JOINT)

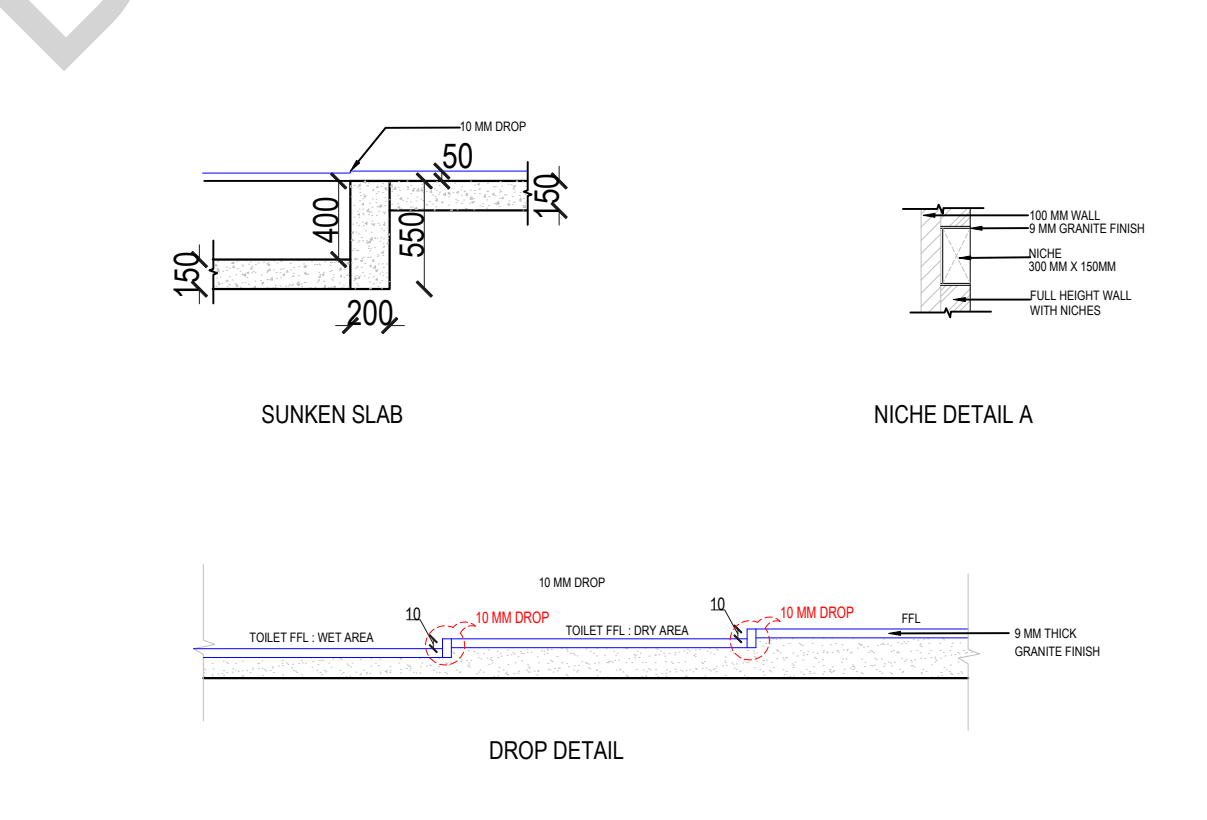
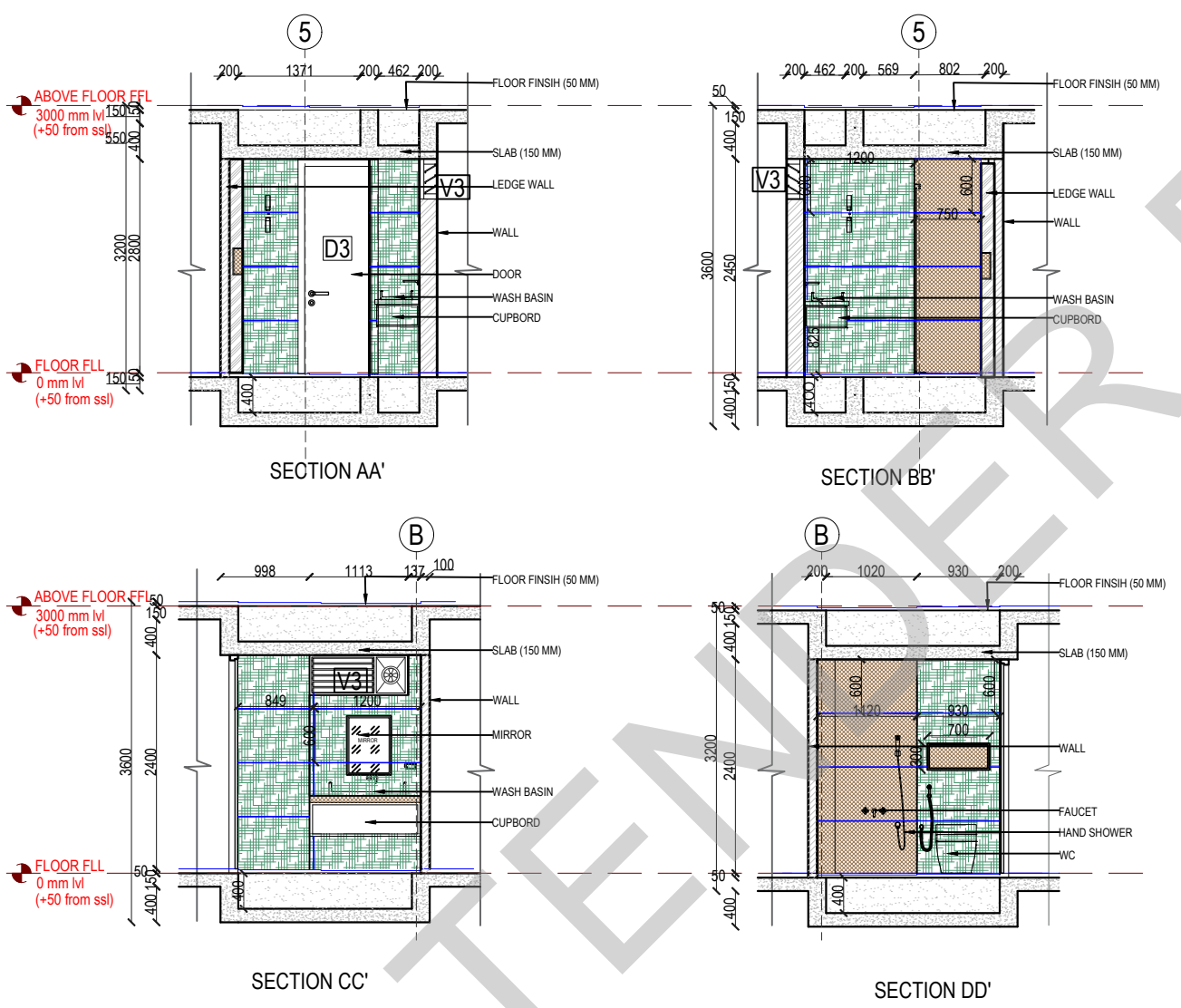
LEGENDS

- 200 MM WALL
- 100 MM WALL
- 150 MM LEDGE WALL
- 550 MM SUNKEN SLAB FINISHED WITH PAINT
- 0.6 M X 0.6 M X 9 MM VITRIFIED TILES KAJARIA PRODUCT: MARFIL ROCK (BUTT JOINT)



ABBREVIATIONS:

- ES - ELECTRICAL SHAFT
- PS - PLUMBING SHAFT
- AC - AIR CONDITIONING
- FS - FIRE SHAFT
- TS - TELEPHONE SHAFT
- FFL - FINISHED FLOOR LEVEL
- SSL - STRUCTURAL SLAB LEVEL
- BOS - BOTTOM OF SLAB
- FC - FALSE CEILING



REVISION

NO.	DATE	DESCRIPTION.

NOTE:
ALL DIMENSIONS ARE IN METERS.
ALL DIMENSIONS TO BE CHKD. AT SITE.
DO NOT SCALE THE DRAWING
IN THE EVENT OF ANY DISCREPANCIES OR DIFFERENCES BETWEEN ARCHITECT DRAWINGS, STRUCTURAL DRAWINGS AND SITE CONDITIONS, IMMEDIATE REFERENCE IS TO BE MADE TO THE ARCHITECT PRIOR TO THE EXECUTION OF WORK AT THE SITE.

ARCHITECTS & EP CONSTRUCTION:

Taamaesek Engineering Consortium
New no. 5, Old no. 2a, Bishop Wallers Avenue west, Mylapore, Chennai - 600 004. Ph: 044-24671157/1139. Fax : 044-24672237. url: www.taamaesek.com e-mail: info@taamaesek.com

CLIENT:
M/s Indian bank, 254-260, Avvai Shanmugham Salai, Pudupet, Gopalapuram, Chennai, Tamil Nadu 600014

PROJECT:
PROPOSED CONSTRUCTION OF RESIDENTIAL BUILDING (5/11 + 5 Floors) @ MYLAPORE, CHENNAI - 600 004.

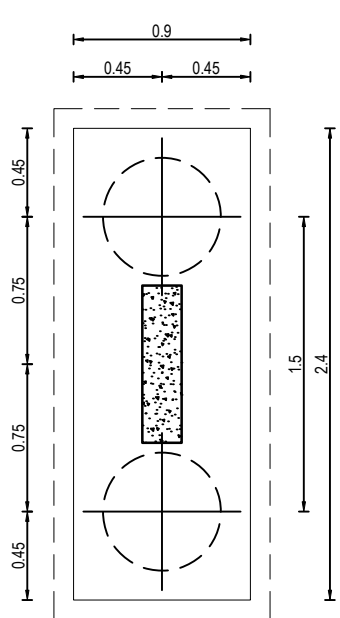
DRAWING STAGE: GOOD FOR CONSTRUCTION

DRAWN BY :	AR.SREEPRIYA	
CHECKED BY :	AR.MONISHA KAMACHI	
SCALE :	1:100	
DATE :	21.05.2025	

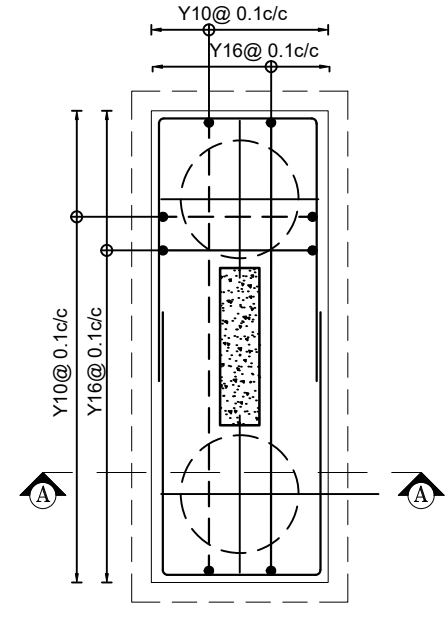
DRAWING TITLE:
BEDROOM 1 TOILET INTERIOR DETAIL DRAWING

Drawing number: TMA-292 /IB/ARCH/A-26/R1

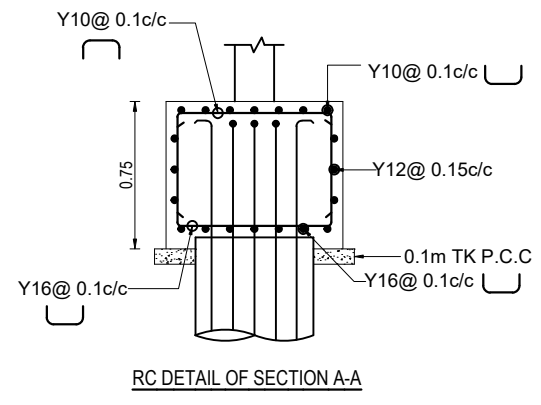
Project code	Project name	Type of Drawing	Type of Construction	Drawing Number
TMA-292	IB	IFC	ARCH	TMA/292/IB/ARCH/A-26/R1



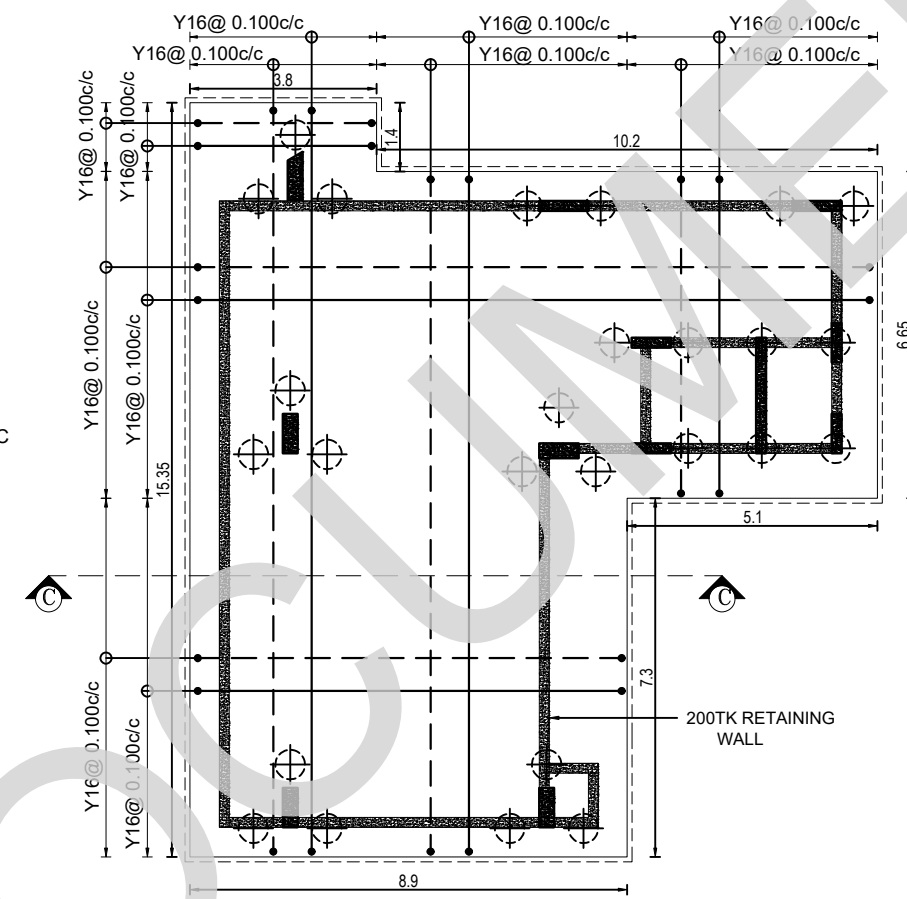
TYPICAL PLAN OF PC1



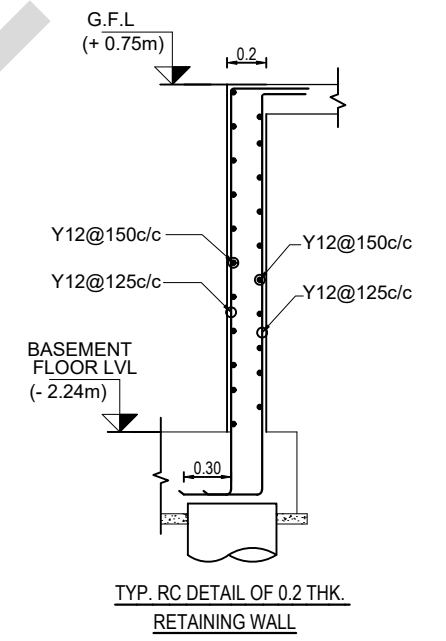
RC DETAIL OF PC1



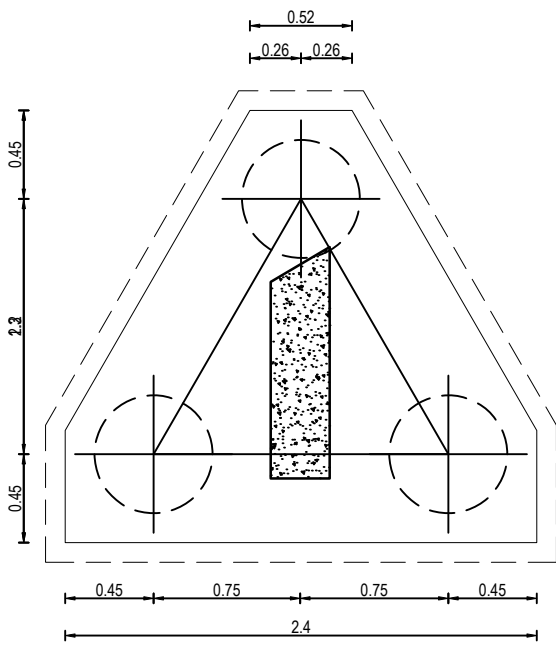
RC DETAIL OF SECTION A-A



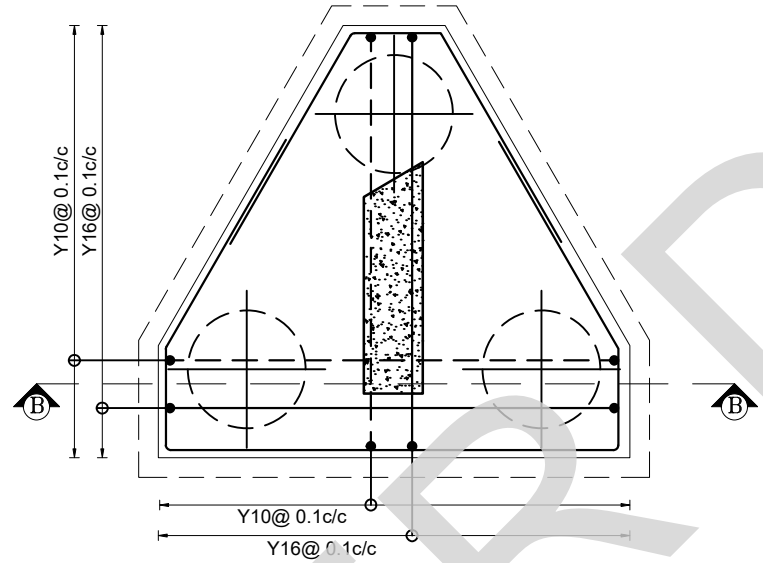
RC DETAIL OF PC3



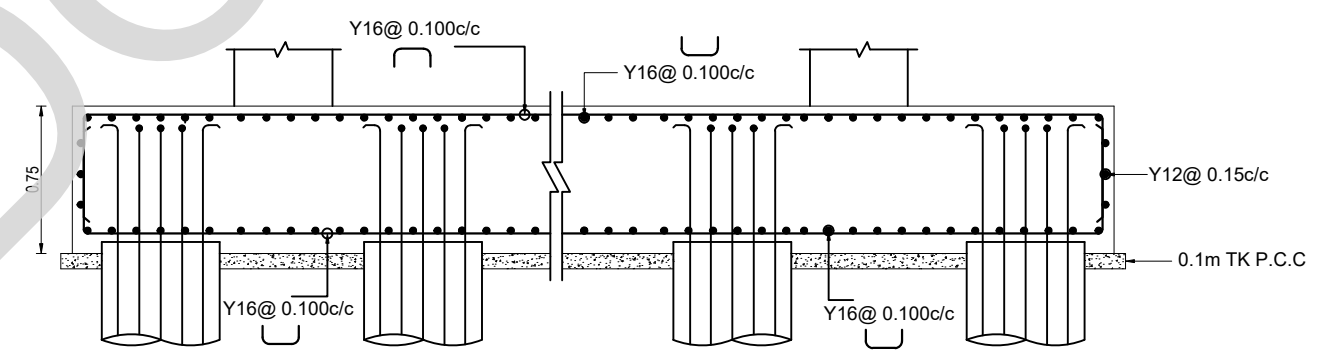
TYP. RC DETAIL OF 0.2 THK. RETAINING WALL



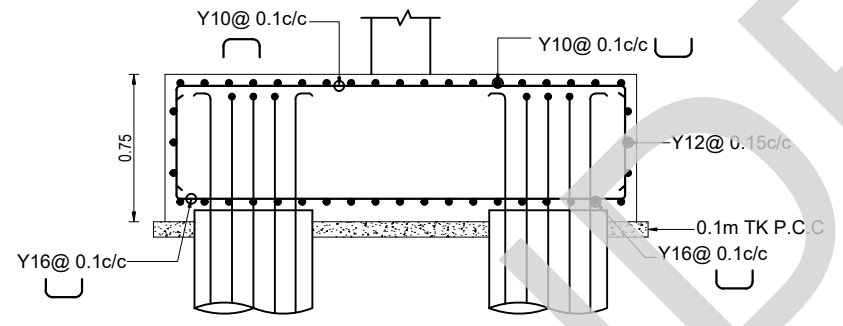
TYPICAL PLAN OF PC2



RC DETAIL OF PC2



RC DETAIL OF SECTION C-C



RC DETAIL OF SECTION B-B

#) GRADE OF CONCRETE SHALL BE M30 CONFORMING TO IS 456 : 2000
 #) "Y" DENOTES HIGH STRENGTH DEFORMED BARS OF GRADE Fe550D CONFORMING TO IS 1786 : 2008
 #) GRADE OF CONCRETE FOR P.C.C. SHALL BE M10 CONFORMING TO IS456:2000

- GENERAL NOTES :-**
- ALL DIMENSIONS ARE IN m AND LEVELS IN MILLIMETER (U.N.O.)
 - THIS DRAWING IS TO BE READ IN CONJUNCTION WITH THE RELEVANT ARCHITECTURAL DRAWINGS, SERVICE CONSULTANTS DRGS. AND CIVIL CONTRACT DOCUMENT.
 - DO NOT SCALE THE DRAWING.
 - CONTRACTOR SHALL CHECK ALL DIMENSIONS AND LEVELS BEFORE EXECUTION OF WORK.
 - ALL THE R.C.C./STRUCTURAL WORK SHALL BE EXECUTED STRICTLY UNDER COMPETENT TECHNICAL SUPERVISION.
 - CLEAR COVER TO MAIN REIN.
 - a) COLUMN = 40 mm;
 - b) PILE = 50 mm
 - c) PILE CAP SIDE & TOP = 50 mm ; d) PILE CAP BOTTOM = 75 mm
 - LAP LENGTH (Ld) OF REINFORCING BAR SHALL BE 46d

REV	PARTICULARS	DRN.	DES.	CHE.	DATE
02	PILE CUT OFF LVL UPDATED	SK	PK	MBG	10-06-2025
01	REVISED AS PER LATEST ARCH DWG	SK	PK	MBG	16-04-2025
00	GOOD FOR CONSTRUCTION	SK	PK	MBG	30-07-2024

CLIENT
 PROPOSED RESIDENTIAL DEVELOPMENT FOR INDIAN BANK MUSIRI SUBRAMANIAM SALAI, CHENNAI

DETAIL DESIGN CONSULTANT
TAAMAESEK ENGINEERING CONSORTIUM
 NEW NO. 5, OLD NO.2A, BISHOP WALLERS AVENUE WEST, OFF TTK ROAD, MYLAPORE, CHENNAI - 600 004.
 PH: 044-24671157/1139. FAX: 044-24672237.
 INFO@TAAMAESEK.COM WWW.TAAMAESEK.COM

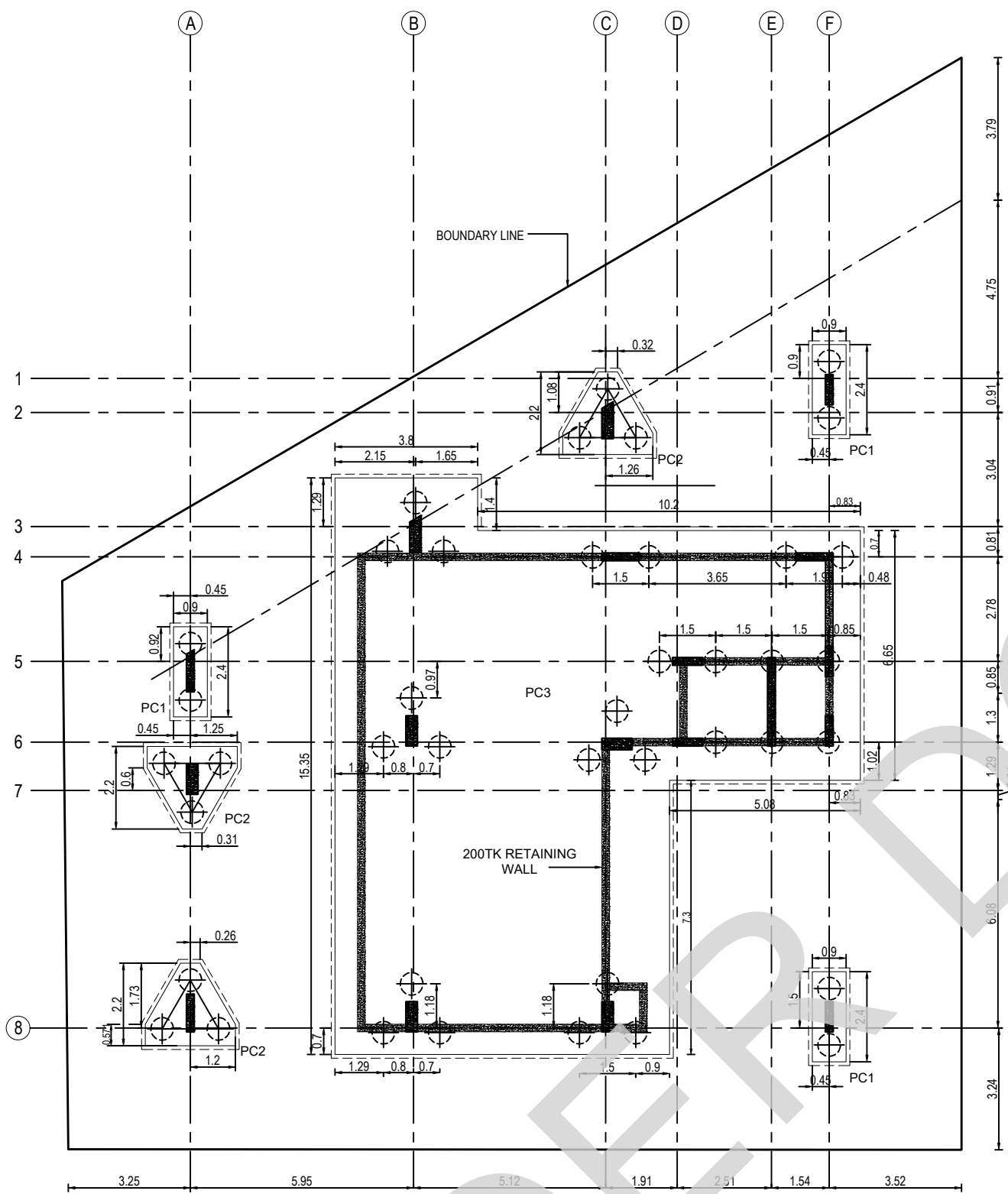
STRUCTURAL CONSULTANT:-
SHARVAYOKAM ENGINEERING CONSULTANTS
 3/65, DR.RADHAKRISHNAN STREET, PERIYAR SALAI, PALAVAKKAM CHENNAI - 600 041.
 PH: +91-9840316479. EMAIL: sharvayokamengg@gmail.com

IT IS CERTIFIED THAT THIS DOCUMENT HAS BEEN DESIGNED AND CHECKED IN ACCORDANCE WITH DDC QUALITY ASSURANCE PLAN

PREPARED	FULL NAME	SIGNATURE
DRAWN BY	SARATHKUMAR	
DESIGNED BY	PRABHAKARAN	
APPROVED BY/ CHECKED BY	BALAGANESH	

PROJECT TITLE
PROPOSED RESIDENTIAL DEVELOPMENT FOR INDIAN BANK MUSIRI SUBRAMANIAM SALAI, CHENNAI

DRAWING TITLE			
PILE CAP RC DETAILS			
SCALE : 1:100	DATE OF ISSUE : 10-06-2025	STAGE : GFC	SHEET NO :02 OF 02
DRG.NO. TAAM-292/ INDIAN BANK /RES/ SYEC-STR/2024-302-002			REV : 02



PILE & PILE CAP LAYOUT

TOTAL NO OF PILE = 41

THE PILE CAP IS PROVIDED WITH OFFSET OF 6" ALL AROUND THE PILE

PILE DIAMETER - 600mm
 COMPRESSION CAPACITY - 1335KN
 TENSION CAPACITY - 517KN
 LATERAL CAPACITY - 26KN

REV	PARTICULARS	DRN.	DES.	CHE.	DATE
02	PILE CUT OFF LVL UPDATED	SK	PK	MBG	10-06-2025
01	REVISED AS PER LATEST ARCH DWG	SK	PK	MBG	16-04-2025
00	GOOD FOR CONSTRUCTION	SK	PK	MBG	30-06-2024

CLIENT
 PROPOSED RESIDENTIAL DEVELOPMENT FOR INDIAN BANK MUSIRI SUBRAMANIAM SALAI, CHENNAI

DETAIL DESIGN CONSULTANT
TAAMAESEK ENGINEERING CONSORTIUM
 NEW NO. 5, OLD NO. 2A, BISHOP WALLERS AVENUE WEST, OFF TTK ROAD, MYLAPORE, CHENNAI - 600 004.
 PH: 044-24671157/1139. FAX: 044-2467237. INFO@TAAMAESEK.COM WWW.TAAMAESEK.COM

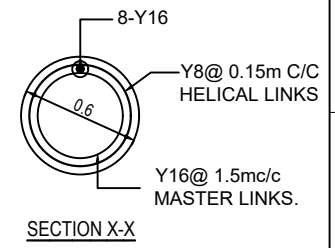
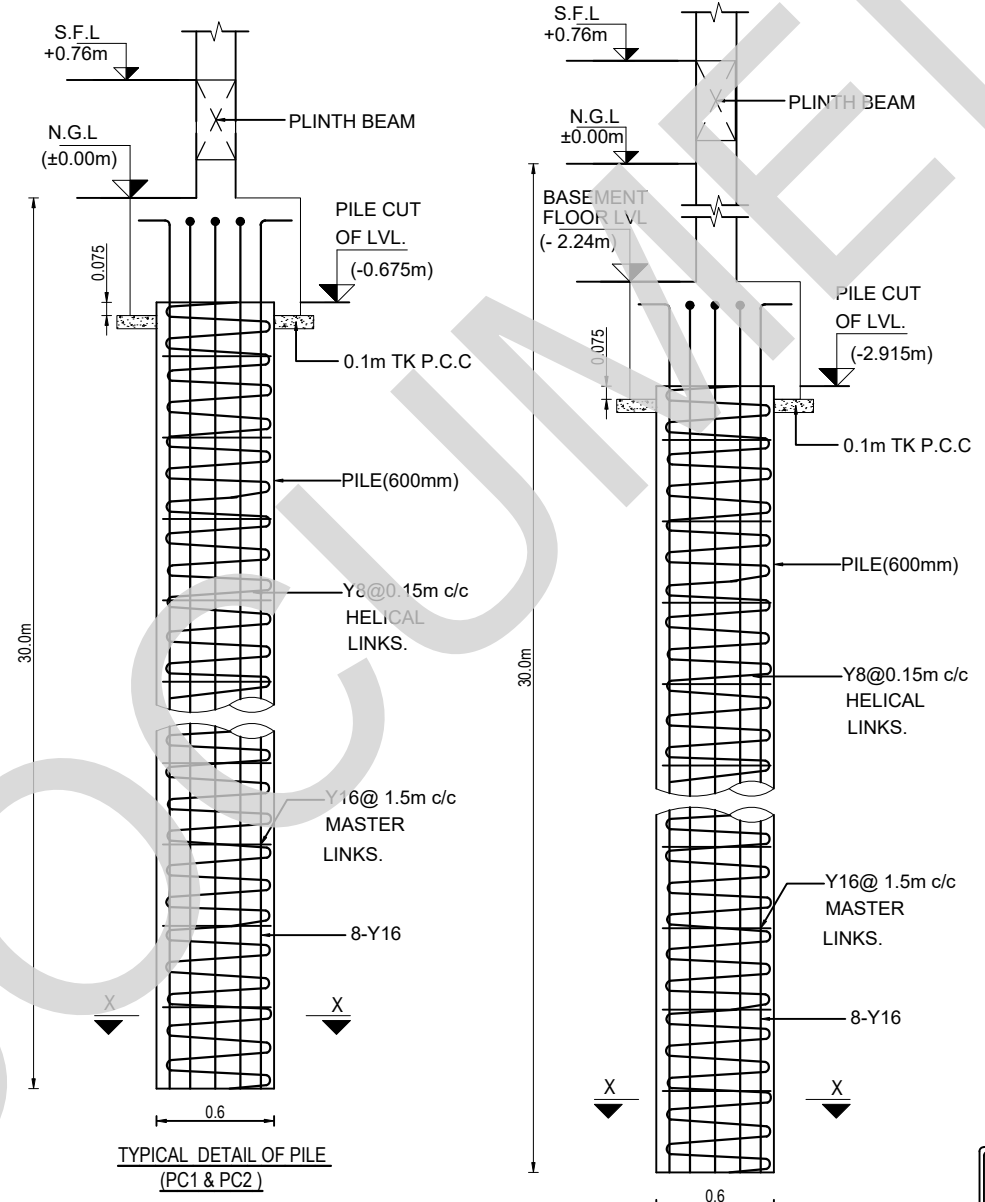
STRUCTURAL CONSULTANT:-
SHARVAYOKAM ENGINEERING CONSULTANTS
 3/65, DR. RADHAKRISHNAN STREET, PERIYAR SALAI, PALAVAKKAM, CHENNAI - 600 041. PH: +91-9840316479. EMAIL: sharvayokamengg@gmail.com

IT IS CERTIFIED THAT THIS DOCUMENT HAS BEEN DESIGNED AND CHECKED IN ACCORDANCE WITH DDC QUALITY ASSURANCE PLAN

PREPARED	FULL NAME	SIGNATURE
DRAWN BY	SARATHKUMAR	
DESIGNED BY	PRABHAKARAN	
APPROVED BY/ CHECKED BY	BALAGANESH	

PROJECT TITLE
PROPOSED RESIDENTIAL DEVELOPMENT FOR INDIAN BANK MUSIRI SUBRAMANIAM SALAI, CHENNAI

DRAWING TITLE			
PILE & PILE CAP LAYOUT & DETAILS			
SCALE: 1:100	DATE OF ISSUE: 10-06-2025	STAGE: GFC	SHEET NO: 01 OF 04
DRG. NO. TAAM-292/ INDIAN BANK /RES/ SYEC-STR/2024-302-002			REV: 02



- SPECIAL NOTES FOR PILES :-**
1. FOLLOW ARCHITECTURAL LAYOUT FOR COLUMN CENTER LINE DIMENSIONS
 2. ALL PILES ARE BORED CAST IN SITU CONCRETE PILES.
 3. C.G. OF PILES SHALL COINCIDE WITH C.G. OF COLUMNS.
 4. MINIMUM 15 MINUETS FLUSHING TO BE DONE TO CLEAN THE BOTTOM PRIOR TO LOWERING THE PILE.
 5. TEMPORARY CASING TO BE PROVIDED IN LOOSE/SOFT SOIL TO AVOID SOIL COLLAPSE.
 6. BENTONITE SLURRY TO BE USED TO STABILIZE BOREHOLES IF REQUIRED.
 7. FOR CHISELLING RATE AND ROCK IDENTIFICATION PLEASE REFER TO GEOTECH REPORT
 8. PILE ECCENTRICITY RECORD (IF ANY) SHALL BE MADE AVAILABLE TO STRUCTURAL CONSULTANTS BEFORE CONSTRUCTION OF PILE CAPS.
 9. PILE REINFORCEMENT TO BE EXTENDED IN TO PILE CAP FOR $L_d = 46\phi$
 10. PILE LOAD TESTS TO BE CARRIED OUT AS PER CODAL SPECIFICATIONS & TENDER REQUIREMENTS
 11. APPLY SPECIFIED ANTICORROSIVE COATING TO REINFORCEMENT STEEL FOR PILES.
 12. PILING WORK TO COMPLY WITH REQUIREMENT OF IS : 2911

- GENERAL NOTES :-**
1. ALL DIMENSIONS ARE IN m AND LEVELS IN MILLIMETER (U.N.O.)
 2. THIS DRAWING IS TO BE READ IN CONJUNCTION WITH THE RELEVANT ARCHITECTURAL DRAWINGS, SERVICE CONSULTANTS DRGS. AND CIVIL CONTRACT DOCUMENT.
 3. DO NOT SCALE THE DRAWING.
 4. CONTRACTOR SHALL CHECK ALL DIMENSIONS AND LEVELS BEFORE EXECUTION OF WORK.
 5. ALL THE R.C.C./STRUCTURAL WORK SHALL BE EXECUTED STRICTLY UNDER COMPETENT TECHNICAL SUPERVISION.
 6. CLEAR COVER TO MAIN REIN.
 - a) COLUMN = 40 mm; b) PILE = 50 mm
 - c) PILE CAP SIDE & TOP = 50 mm; d) PILE CAP BOTTOM = 75 mm
 7. LAP LENGTH (L_d) OF REINFORCING BAR SHALL BE $46d$

TABLE-1: STILT FLOOR BEAM RC SCHEDULE

BEAM ID	SIZE (mm)		BOTTOM		LHS GRID	TOP			RHS GRID	STIRRUPS		
	WIDTH	DEPTH	STRAIGHT	CURTAIL		LHS EXTRA	STRAIGHT	RHS EXTRA		LHS	MIDDLE	RHS
PB-01	200	550	2-Y16	-	A	-	2-Y16	-	B	2L-Y8 AT 100C/C	2L-Y8 AT 200C/C	2L-Y8 AT 100C/C
PB-02	200	550	2-Y16	-	B	-	2-Y16	-	C	2L-Y8 AT 100C/C	2L-Y8 AT 200C/C	2L-Y8 AT 100C/C
PB-03	200	550	2-Y16	-	C	-	2-Y16	-	F	2L-Y8 AT 100C/C	2L-Y8 AT 200C/C	2L-Y8 AT 100C/C
PB-04	200	550	2-Y16	-	C	-	2-Y16	-	D	2L-Y8 AT 100C/C	2L-Y8 AT 100C/C	2L-Y8 AT 100C/C
PB-05	200	550	2-Y16	-	A	-	2-Y16	-	B	2L-Y8 AT 100C/C	2L-Y8 AT 200C/C	2L-Y8 AT 100C/C
PB-06	200	550	2-Y16	-	B	-	2-Y16	-	C	2L-Y8 AT 200C/C	2L-Y8 AT 200C/C	2L-Y8 AT 200C/C
PB-07	200	550	2-Y16	-	B	2-Y12	2-Y16	2-Y12	C	2L-Y8 AT 100C/C	2L-Y8 AT 150C/C	2L-Y8 AT 100C/C
PB-08	200	550	2-Y16	-	A	-	2-Y16	-	B	2L-Y8 AT 100C/C	2L-Y8 AT 200C/C	2L-Y8 AT 200C/C
PB-09	200	550	2-Y16	-	B	-	2-Y16	-	C	2L-Y8 AT 200C/C	2L-Y8 AT 200C/C	2L-Y8 AT 200C/C
PB-10	200	550	2-Y16	2-Y12	C	-	2-Y16	-	F	2L-Y8 AT 150C/C	2L-Y8 AT 150C/C	2L-Y8 AT 150C/C
PB-11	200	550	2-Y16	-	B	-	2-Y16	-	C	2L-Y8 AT 200C/C	2L-Y8 AT 200C/C	2L-Y8 AT 200C/C
PB-12	200	550	2-Y16	-	A	-	2-Y16	-	B	2L-Y8 AT 100C/C	2L-Y8 AT 200C/C	2L-Y8 AT 100C/C
PB-13	200	550	2-Y16	-	C	-	2-Y16	-	F	2L-Y8 AT 100C/C	2L-Y8 AT 200C/C	2L-Y8 AT 100C/C
PB-14	200	550	2-Y16	-	10	-	2-Y16	2-Y16	8	2L-Y8 AT 100C/C	2L-Y8 AT 200C/C	2L-Y8 AT 100C/C
PB-15	200	550	2-Y16+2-Y16	-	8	2-Y16	2-Y16	2-Y16	5	2L-Y8 AT 150C/C	2L-Y8 AT 150C/C	2L-Y8 AT 150C/C
PB-16	300	550	3-Y16	-	10	2-Y12	3-Y20	2-Y12	5	2L-Y10 AT 100C/C	2L-Y10 AT 150C/C	2L-Y10 AT 100C/C
PB-17	200	550	2-Y16	-	8	2-Y12	2-Y20	-	5	2L-Y8 AT 100C/C	2L-Y8 AT 150C/C	2L-Y8 AT 100C/C
PB-18	200	550	2-Y16	-	7	2-Y16	2-Y16	-	4	2L-Y8 AT 100C/C	2L-Y8 AT 150C/C	2L-Y8 AT 100C/C
PB-19	200	550	2-Y16	-	4	-	2-Y16	-	2	2L-Y8 AT 100C/C	2L-Y8 AT 200C/C	2L-Y8 AT 100C/C
PB-20	200	550	2-Y16	-	5	-	2-Y12	-	4	2L-Y8 AT 200C/C	2L-Y8 AT 200C/C	2L-Y8 AT 200C/C
PB-21	200	550	2-Y16	-	-	-	2-Y16	-	7	2L-Y8 AT 150C/C	2L-Y8 AT 150C/C	2L-Y8 AT 150C/C
PB-22	200	550	2-Y16	-	-	-	2-Y16	-	7	2L-Y8 AT 150C/C	2L-Y8 AT 150C/C	2L-Y8 AT 150C/C
PB-23	200	550	2-Y16	-	10	2-Y12	2-Y16	2-Y12	8	2L-Y8 AT 100C/C	2L-Y8 AT 150C/C	2L-Y8 AT 100C/C
PB-24	200	550	2-Y16	-	4	-	2-Y16	-	1	2L-Y8 AT 100C/C	2L-Y8 AT 200C/C	2L-Y8 AT 100C/C

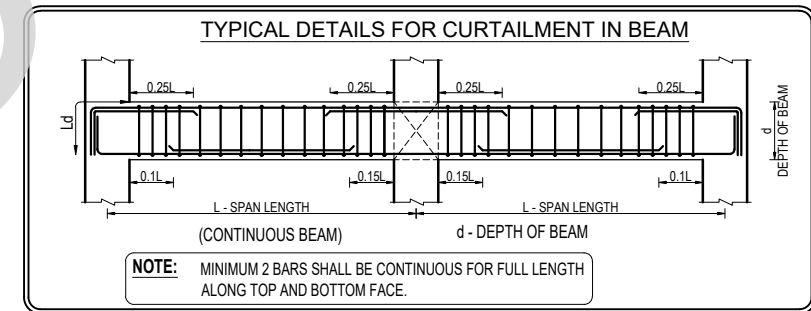
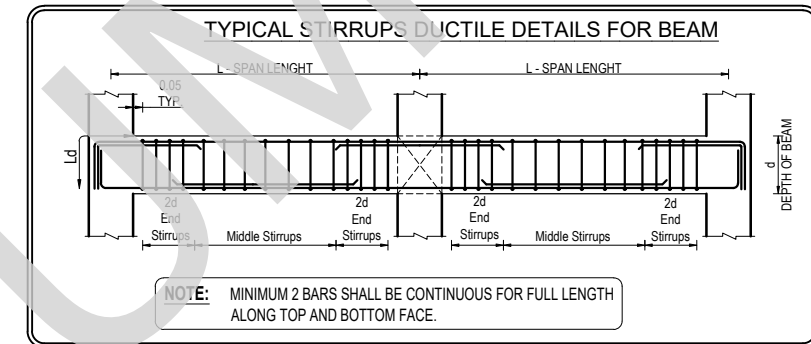
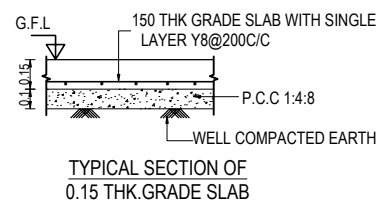


TABLE-2: STILT FLOOR SLAB REINFORCEMENT DETAILS

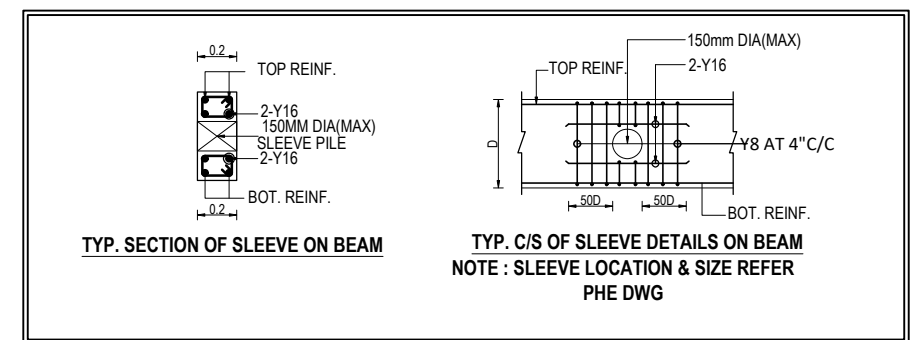
SL NO	DESCRIPTION	SHORTER REINF.	LONGER REINF.	THICKNESS OF SLAB	REMARKS
1.	S1 (Two-Way Slab)	Y8 @ 0.125C/C	Y8 @ 0.20C/C	0.150	-
2.	S2 (Double Mat)	Y8 @ 0.20C/C	Y8 @ 0.20C/C	0.150	-
3.	S3 (Double Mat)	Y12 @ 0.125C/C	Y8 @ 0.20C/C	0.150	-



#) STILT FLOOR BEAM & SLAB LAYOUT REFER DWG NO: TAAM-292/ INDIAN BANK /RESD/ SYEC-STR/2024-302-003 SHEET 10F2
 #) STANDARD DETAILS REFER DWG NO:TAAM-292/ INDIAN BANK /RESD/ SYEC-STR/2024-STD-001

GENERAL NOTES :-

- ALL DIMENSIONS ARE IN m AND LEVELS IN MILLIMETER (U.N.O.)
- THIS DRAWING IS TO BE READ IN CONJUNCTION WITH THE RELEVANT ARCHITECTURAL DRAWINGS, SERVICE CONSULTANTS DRGS. AND CIVIL CONTRACT DOCUMENT.
- DO NOT SCALE THE DRAWING.
- CONTRACTOR SHALL CHECK ALL DIMENSIONS AND LEVELS BEFORE EXECUTION OF WORK.
- ALL THE R.C.C./STRUCTURAL WORK SHALL BE EXECUTED STRICTLY UNDER COMPETENT TECHNICAL SUPERVISION.
- CLEAR COVER TO MAIN REIN.
 - a) BEAM = 30 mm
 - b) SLAB = 25 mm
- LAP LENGTH (Ld) OF REINFORCING BAR SHALL BE 46d



#) GRADE OF CONCRETE SHALL BE M30 CONFORMING TO IS 456 : 2000
 #) 'Y' DENOTES HIGH STRENGTH DEFORMED BARS OF GRADE Fe550D CONFORMING TO IS 1786 : 2008

IT IS CERTIFIED THAT THIS DOCUMENT HAS BEEN DESIGNED AND CHECKED IN ACCORDANCE WITH DDC QUALITY ASSURANCE PLAN

PROJECT TITLE
PROPOSED RESIDENTIAL DEVELOPMENT FOR INDIAN BANK MUSIRI SUBRAMANIAM SALAI, CHENNAI

REV	PARTICULARS	DRN.	DES.	CHE.	DATE
02	STAIRCASE BEAM & LEVEL UPDATED	SK	PK	MBG	10-06-2025
01	REVISED AS PER LATEST ARCH DWG	SK	PK	MBG	06-05-2025
00	GOOD FOR CONSTRUCTION	SK	PK	MBG	30-06-2024

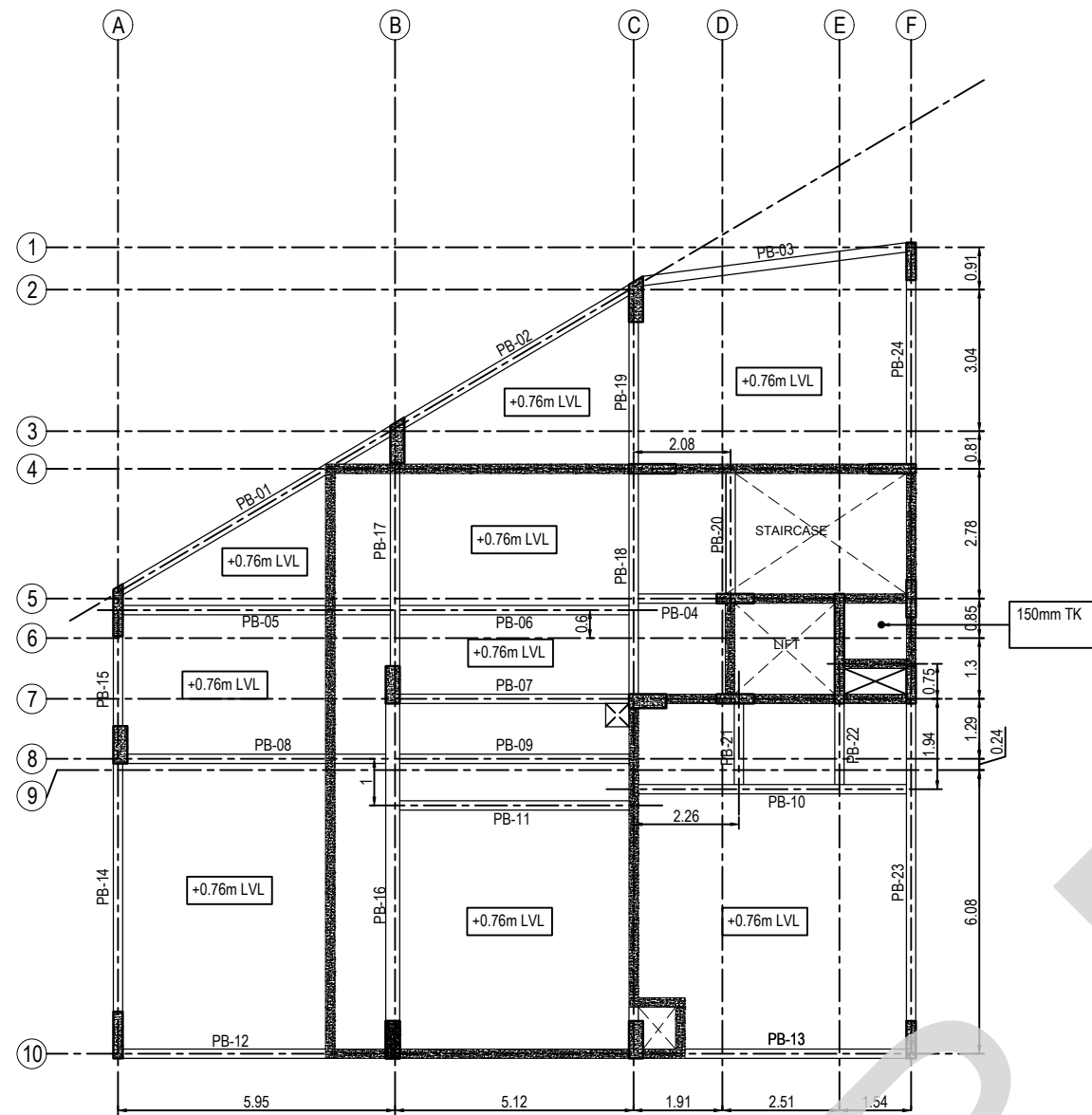
CLIENT
 PROPOSED RESIDENTIAL DEVELOPMENT FOR INDIAN BANK MUSIRI SUBRAMANIAM SALAI, CHENNAI

DETAIL DESIGN CONSULTANT
TAAMAESEK ENGINEERING CONSORTIUM
 NEW NO. 5, OLD NO.2A, BISHOP WALLERS AVENUE WEST, OFF TTK ROAD, MYLAPORE, CHENNAI - 600 004.
 PH: 044-24671157/1139. FAX: 044-24672237.
 INFO@TAAMAESEK.COM WWW.TAAMAESEK.COM

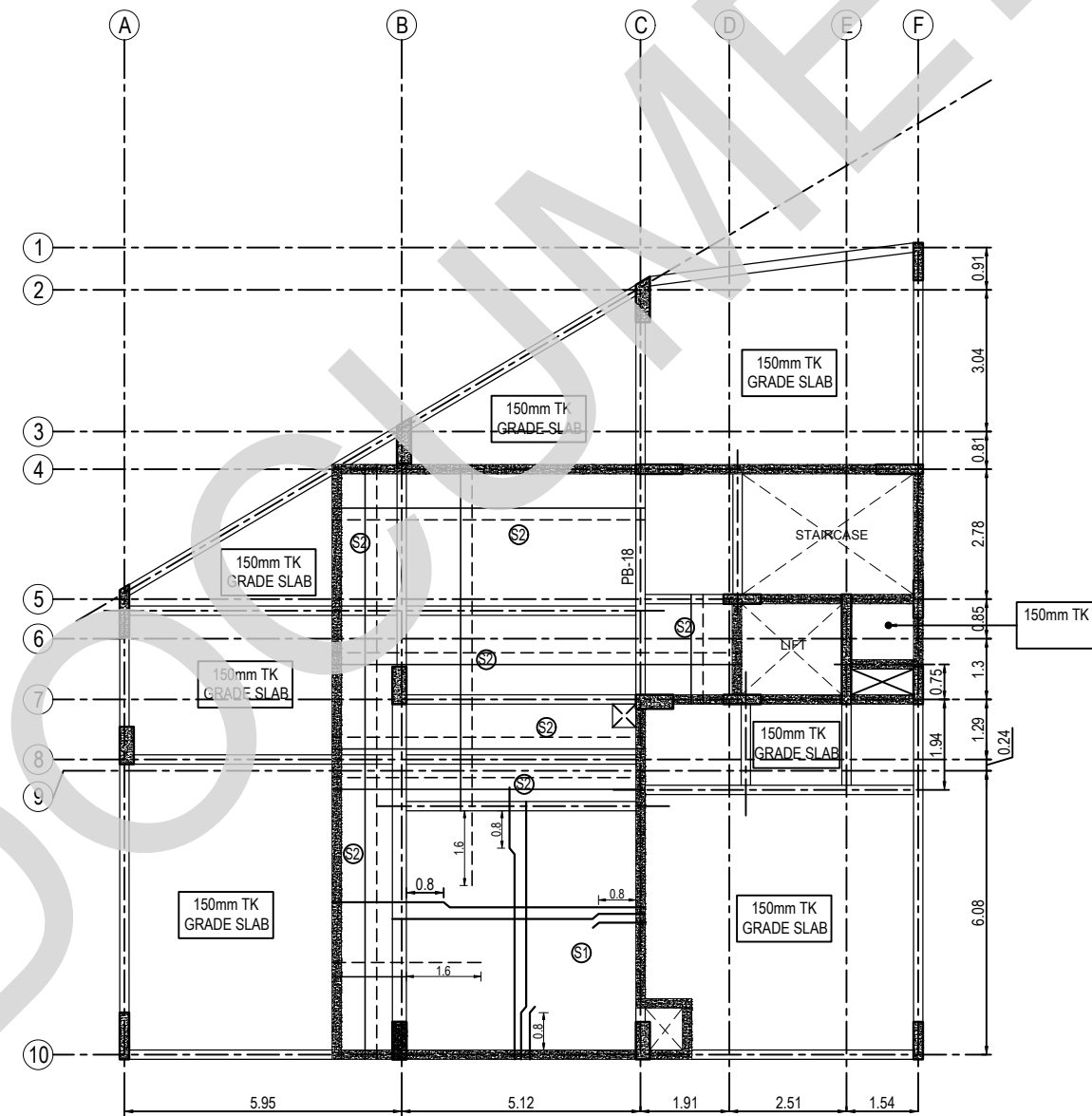
STRUCTURAL CONSULTANT:-
SHARVAYOKAM ENGINEERING CONSULTANTS
 3/85, DR.RADHAKRISHNAN STREET PERIYAR SALAI, PALAVAKKAM CHENNAI - 600 041.
 PH: +91-8840316479. EMAIL: sharvayokamengg@gmail.com

PREPARED	FULL NAME	SIGNATURE
DRAWN BY	SARATHKUMAR	
DESIGNED BY	PRABHAKARAN	
APPROVED BY/ CHECKED BY	BALAGANESH	

DRAWING TITLE			
STILT FLOOR SLAB & BEAM RC SCHEDULE DETAILS			
SCALE : 1:100	DATE OF ISSUE : 10-06-2025	STAGE : GFC	SHEET NO :02 OF 02
DRG.NO. TAAM-292/ INDIAN BANK /RESD/ SYEC-STR/2024-302-003			REV : 02



STILT FLOOR BEAM LAYOUT

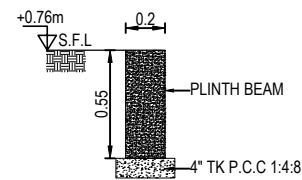


STILT FLOOR SLAB LAYOUT

- GENERAL NOTES :-**
- ALL DIMENSIONS ARE IN m AND LEVELS IN MILLIMETER (U.N.O.)
 - THIS DRAWING IS TO BE READ IN CONJUNCTION WITH THE RELEVANT ARCHITECTURAL DRAWINGS, SERVICE CONSULTANTS DRGS. AND CIVIL CONTRACT DOCUMENT.
 - DO NOT SCALE THE DRAWING.
 - CONTRACTOR SHALL CHECK ALL DIMENSIONS AND LEVELS BEFORE EXECUTION OF WORK.
 - ALL THE R.C.C./STRUCTURAL WORK SHALL BE EXECUTED STRICTLY UNDER COMPETENT TECHNICAL SUPERVISION.
 - CLEAR COVER TO MAIN REIN.
 - a) BEAM = 30 mm
 - b) SLAB = 25 mm
 - LAP LENGTH (L_d) OF REINFORCING BAR SHALL BE 46d

#) STILT FLOOR BEAM & SLAB RC SCHEDULE REFER DWG NO: TAAM-292/ INDIAN BANK /RESD/ SYEC-STR/2024-302-003 SHEET 20F2
 #) STANDARD DETAILS REFER DWG NO:TAAM-292/ INDIAN BANK /RESD/ SYEC-STR/2024-STD-001

#) GRADE OF CONCRETE SHALL BE M30 CONFORMING TO IS 456 : 2000
 #) "Y" DENOTES HIGH STRENGTH DEFORMED BARS OF GRADE Fe550D CONFORMING TO IS 1786 : 2008



TYPICAL PLINTH BEAM SECTION

IT IS CERTIFIED THAT THIS DOCUMENT HAS BEEN DESIGNED AND CHECKED IN ACCORDANCE WITH DDC QUALITY ASSURANCE PLAN

PROJECT TITLE
PROPOSED RESIDENTIAL DEVELOPMENT FOR INDIAN BANK MUSIRI SUBRAMANIAM SALAI, CHENNAI

REV	PARTICULARS	DRN.	DES.	CHE.	DATE
02	STAIRCASE BEAM & LEVEL UPDATED	SK	PK	MBG	10-06-2025
01	REVISED AS PER LATEST ARCH DWG	SK	PK	MBG	06-05-2025
00	GOOD FOR CONSTRUCTION	SK	PK	MBG	30-06-2024

CLIENT
 PROPOSED RESIDENTIAL DEVELOPMENT FOR INDIAN BANK MUSIRI SUBRAMANIAM SALAI, CHENNAI

DETAIL DESIGN CONSULTANT
TAAMAESEK ENGINEERING CONSORTIUM
 NEW NO. 5, OLD NO.22A, BISHOP WALLERS AVENUE WEST, OFF TTK ROAD, MYLAPORE, CHENNAI - 600 004.
 PH: 044-24671157/1139. FAX: 044-24672237.
 INFO@TAAMAESEK.COM WWW.TAAMAESEK.COM

STRUCTURAL CONSULTANT:-
SHARVAYOKAM ENGINEERING CONSULTANTS
 3/85, DR.RADHAKRISHNAN STREET PERIYAR SALAI, PALAVANKKAM CHENNAI - 600 041.
 PH: +91-8840316478. EMAIL: sharvayokamengg@gmail.com

PREPARED	FULL NAME	SIGNATURE
DRAWN BY	SARATHKUMAR	
DESIGNED BY	PRABHAKARAN	
APPROVED BY/ CHECKED BY	BALAGANESH	

DRAWING TITLE			
STILT FLOOR SLAB & BEAM LAYOUT			
SCALE : 1:100	DATE OF ISSUE : 10-06-2025	STAGE : GFC	SHEET NO :01 OF 02
DRG.NO. TAAM-292/ INDIAN BANK /RESD/ SYEC-STR/2024-302-003			REV. : 02