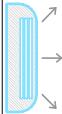
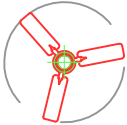





 ELECTRICAL LAYOUT PLAN

SCHEDULE OF A.C.		
MARK	DESCRIPTION	NO.
	1.5 TON	3

LEGEND OF FAN		
MARK	DESCRIPTION	NOS
	1200 MM. CEILING FAN	2
	450 MM. METAL BODY WALL FAN	7
	225 MM. EXHUST FAN	3

Client Name: **INDIAN BANK**
 Location: **SAGAR**

Drg. Title: **ELECTRICAL LAYOUT PLAN (a.c & fan)**

Rev no: _____ Drg. No. _____
 Drawn by: SSA _____ Date: _____
