







Notes:

- 01 This drawing is copyright and property of 'G.T DESIGN STUDIO' and is not to be reproduced, copied, or used for any other purpose.
- 02 All dimensions shall be checked on the prior to commencement of work.
- 03 Written dimensions shall be followed.
- 04 Any change required shall be confirmed from the architect prior to commencement of work.
- 05 This drawing shall be read in conjunction with other pertinent drawings.
- 06 If there is any discrepancy, it shall be referred to the architect for clarification.
- 07 All dimensions are in meter.

SITE PLAN



LEGENDS

-  UPS / INVERTER POINT
-  LAN SERVER RACK
-  LAN/ WIFE POINTS
-  EXHAUST FAN (8INCH)
-  MAIN PANEL
-  SWITCH BOARD

REV:	DESCRIPTION:	BY:	DATE:
C	NEW LINKS ADDED TO GB23.	DJ	05/09/13
B	REMOVED GB32, ADDED NEW REINFORCEMENT TO GB4 AND GB12. ADDED NEW GB48.	DJ	02/09/13
A	GROUND BEAM GB2 REVISED.	DJ	01/09/13

STATUS: **status**

G.T. DESIGN STUDIO
 ARCHITECTS + PLANNERS + INTERIOR DESIGNERS
 ENGINEERS + PROJECT MANAGEMENT'S
 "वरदान"
 P-27, Kavita Nagar, Avanti Vihar, Raipur-492001, Chhattisgarh.
 Voice :- +91-9424114546, +91-9907402063 Off.-0771-4011330
 Email :- gtdsarchitect@gmail.com.

CLIENT: **INDIAN BANK**

OTHERS:

SITE: 

TITLE: **COMMERCIAL**

SCALE AT A3:	DATE: 12-03-26	DRAWN: ✓	CHECKED:
PROJECT NO:	DRAWING NO:	REVISION:	

PROPOSED FLOOR PLAN