

**Audited Standalone Financial Results for the Quarter/ Year ended 31st March 2026**

(Rs. in crores)

SL. No.	Particulars	Quarter ended			Year ended	
		31.03.2026 (Audited)	31.12.2025 (Reviewed)	31.03.2025 (Audited)	31.03.2026 (Audited)	31.03.2025 (Audited)
<b>1</b>	<b>Interest earned (a)+(b)+(c)+(d)</b>	<b>17 480.39</b>	<b>17 097.67</b>	<b>15 855.89</b>	<b>67 450.71</b>	<b>62 002.16</b>
	(a) Interest/ discount on advances/ bills	12 702.39	12 448.98	11 456.75	48 853.54	44 856.39
	(b) Income on investments	4 105.08	4 002.23	3 903.52	16 068.25	15 315.39
	(c) Interest on balances with Reserve Bank of India and other inter bank funds	438.17	389.71	387.02	1 648.78	1 585.43
	(d) Others	234.75	256.75	108.60	880.14	244.95
<b>2</b>	<b>Other Income</b>	<b>2 499.68</b>	<b>2 565.67</b>	<b>2 743.27</b>	<b>9 990.58</b>	<b>9 223.48</b>
<b>3</b>	<b>Total Income (1+2)</b>	<b>19 980.07</b>	<b>19 663.34</b>	<b>18 599.16</b>	<b>77 441.29</b>	<b>71 225.64</b>
<b>4</b>	<b>Interest Expended</b>	<b>10 370.88</b>	<b>10 202.08</b>	<b>9 466.55</b>	<b>40 535.79</b>	<b>36 825.79</b>
<b>5</b>	<b>Operating Expenses (a) + (b)</b>	<b>4 323.46</b>	<b>4 437.68</b>	<b>4 113.94</b>	<b>16 989.40</b>	<b>15 401.65</b>
	(a) Employees cost	2 711.65	2 785.20	2 701.31	10 760.29	9 883.98
	(b) Other Operating expenses	1 611.81	1 652.48	1 412.63	6 229.11	5 517.67
<b>6</b>	<b>Total Expenditure (4+5) (excluding provisions and contingencies)</b>	<b>14 694.34</b>	<b>14 639.76</b>	<b>13 580.49</b>	<b>57 525.19</b>	<b>52 227.44</b>
<b>7</b>	<b>Operating Profit (3-6) (Profit before Provisions and Contingencies)</b>	<b>5 285.73</b>	<b>5 023.58</b>	<b>5 018.67</b>	<b>19 916.10</b>	<b>18 998.20</b>
<b>8</b>	<b>Provisions (other than tax) and Contingencies</b>	<b>1 225.76</b>	<b>857.02</b>	<b>794.60</b>	<b>3 512.38</b>	<b>4 211.27</b>
	of which provisions for Non-Performing Assets	747.69	315.47	1 099.75	1 832.61	3 444.03
9	Exceptional items	0.00	0.00	0.00	0.00	0.00
<b>10</b>	<b>Profit from ordinary activities before tax (7-8-9)</b>	<b>4 059.97</b>	<b>4 166.56</b>	<b>4 224.07</b>	<b>16 403.72</b>	<b>14 786.93</b>
<b>11</b>	<b>Provision for Taxes (Tax expenses/ (reversal))</b>	<b>956.84</b>	<b>1 105.08</b>	<b>1 268.00</b>	<b>4 248.07</b>	<b>3 868.64</b>
<b>12</b>	<b>Net Profit from Ordinary Activities after tax (10-11)</b>	<b>3 103.13</b>	<b>3 061.48</b>	<b>2 956.07</b>	<b>12 155.65</b>	<b>10 918.29</b>
13	Extraordinary items (net of tax expense)	0.00	0.00	0.00	0.00	0.00
<b>14</b>	<b>Net Profit for the period (12-13)</b>	<b>3 103.13</b>	<b>3 061.48</b>	<b>2 956.07</b>	<b>12 155.65</b>	<b>10 918.29</b>
<b>15</b>	<b>Paid-up equity share capital (Face Value of each share - Rs.10/-)</b>	<b>1 346.96</b>	<b>1 346.96</b>	<b>1 346.96</b>	<b>1 346.96</b>	<b>1 346.96</b>
<b>16</b>	<b>Reserves excluding Revaluation Reserves (as per balance sheet of previous accounting year)</b>	<b>69 876.76</b>	<b>60 762.20</b>	<b>60 762.20</b>	<b>69 876.76</b>	<b>60 762.20</b>
<b>17</b>	<b>Analytical Ratios</b>					
	(i) Percentage of shares held by Government of India	73.84%	73.84%	73.84%	73.84%	73.84%
	(ii) Capital Adequacy Ratio (Basel III)	17.93%	16.58%	17.94%	17.93%	17.94%
	(a) Common Equity Tier (CET) 1 Ratio	16.40%	14.54%	15.36%	16.40%	15.36%
	(b) Additional Tier 1 Ratio	0.00%	0.00%	0.49%	0.00%	0.49%
	(iii) Earnings Per Share (Rs.) (Face Value of each share - Rs.10/-)					
	(a) Basic and diluted EPS before Extraordinary items (net of tax expenses) for the period, for the year to date and for the previous year	*23.04	*22.73	*21.95	90.24	81.06
	(b) Basic and diluted EPS after Extraordinary items for the period, for the year to date and for the previous year	*23.04	*22.73	*21.95	90.24	81.06



**Audited Standalone Financial Results for the Quarter/ Year ended 31st March 2026**

(Rs. in crores)


SL. No.	Particulars	Quarter ended			Year ended	
		31.03.2026 (Audited)	31.12.2025 (Reviewed)	31.03.2025 (Audited)	31.03.2026 (Audited)	31.03.2025 (Audited)
	(iv) NPA Ratios:					
	(a) Amount of gross non-performing assets	13 190.02	14 268.38	18 178.86	13190.02	18 178.86
	(b) Amount of net non-performing assets	964.88	967.55	1 109.56	964.88	1 109.56
	(c) % of Gross NPAs	1.98	2.23	3.09	1.98	3.09
	(d) % of Net NPAs	0.15	0.15	0.19	0.15	0.19
	(v) Return on Assets (average) (annualised %)	1.28	1.30	1.37	1.31	1.32
	(vi) Debt Equity Ratio **	0.34	0.28	0.44	0.34	0.44
	(vii) Total Debt to Total Assets (%) ***	4.73	5.17	4.75	4.73	4.75
	(viii) Capital Redemption Reserve/ Debenture Redemption Reserve	NIL	NIL	NIL	NIL	NIL
	(ix) Outstanding Redeemable Preference Shares	NIL	NIL	NIL	NIL	NIL
	(x) Networth	65 627.59	65 192.93	57 028.96	65 627.59	57 028.96
	(xi) Operating Profit Margin (%)	26.46	25.55	26.98	25.72	26.67
	(xii) Net Profit Margin (%)	15.53	15.57	15.89	15.70	15.33

\* Not annualised


\*\* Debt represents borrowing with residual maturity of more than one year

\*\*\* Total Debt represents total borrowings of the Bank


Note: Figures of previous periods have been regrouped/reclassified wherever considered necessary to conform to current period classification



Saket Saurav  
Asst. General Manager



K Anbumani  
Asst. General Manager



Santanu Bal  
Dy. General Manager




Sunil Jain  
General Manager - CFO




Mini T M  
Executive Director

- on Tour -

Brajesh Kumar Singh  
Executive Director



Shiv Bajrang Singh  
Executive Director



Ashutosh Choudhury  
Executive Director

  
Binod Kumar  
Managing Director & CEO

Place : Chennai

Date : 29.04.2026



Audited Standalone Segment Wise Results for the Quarter/ Year ended 31st March 2026

(Rs. in crores)

Particulars	Quarter Ended			Year Ended	
	31.03.2026 (Audited)	31.12.2025 (Reviewed)	31.03.2025 (Audited)	31.03.2026 (Audited)	31.03.2025 (Audited)
<b>Part A. Business Segments</b>					
<b>I. Segment Revenue</b>					
(a) Treasury Operations	4 598.46	4 821.32	4 419.15	18 739.55	17 176.79
(b) Corporate / Wholesale Banking	6 680.38	6 406.12	6 010.91	25 027.09	23 857.74
(c) Retail Banking	8 265.20	8 170.41	7 743.12	32 213.67	29 125.71
(i) Digital Banking Segment	0.75	0.68	0.48	2.52	1.30
(ii) Other Retail Banking Segment	8 264.45	8 169.73	7 742.64	32 211.15	29 124.41
(d) Other Banking operations	436.03	265.49	425.98	1 460.98	1 065.40
<b>Total</b>	<b>19 980.07</b>	<b>19 663.34</b>	<b>18 599.16</b>	<b>77 441.29</b>	<b>71 225.64</b>
Less : Inter segment Revenue	0.00	0.00	0.00	0.00	0.00
<b>Income from operations</b>	<b>19 980.07</b>	<b>19 663.34</b>	<b>18 599.16</b>	<b>77 441.29</b>	<b>71 225.64</b>
<b>II. Segment Results</b>					
(a) Treasury Operations	1 378.43	1 676.70	1 587.12	6 348.84	6 136.63
(b) Corporate / Wholesale Banking	1 596.56	1 438.92	1 342.05	5 503.98	5 427.66
(c) Retail Banking	1 894.21	1 702.07	1 701.26	6 758.35	6 519.33
(i) Digital Banking Segment	0.39	0.33	0.18	1.20	0.26
(ii) Other Retail Banking Segment	1 893.82	1 701.74	1 701.08	6 757.15	6 519.07
(d) Other Banking Operations	416.53	205.89	388.24	1 304.93	914.58
<b>Total</b>	<b>5 285.73</b>	<b>5 023.58</b>	<b>5 018.67</b>	<b>19 916.10</b>	<b>18 998.20</b>
Add : (i) Other Un-allocable Income	0.00	0.00	0.00	0.00	0.00
(ii) Exceptional item	0.00	0.00	0.00	0.00	0.00
Less : Other Un-allocated Expenditure (includes Provision & contingencies)	1 225.76	857.02	794.60	3 512.38	4 211.27
<b>III.Total Profit Before Tax</b>	<b>4 059.97</b>	<b>4 166.56</b>	<b>4 224.07</b>	<b>16 403.72</b>	<b>14 786.93</b>
Less : Provisions for taxation	956.84	1 105.08	1 268.00	4 248.07	3 868.64
<b>IV.Profit after tax</b>	<b>3 103.13</b>	<b>3 061.48</b>	<b>2 956.07</b>	<b>12 155.65</b>	<b>10 918.29</b>
<b>V.Other Information</b>					
<b>Segment Assets</b>					
(a) Treasury Operations	2 94 517.21	2 81 533.19	2 64 753.70	2 94 517.21	2 64 753.70
(b) Corporate / Wholesale Banking	3 04 457.62	2 88 991.72	2 72 792.42	3 04 457.62	2 72 792.42
(c) Retail Banking	3 83 509.48	3 70 620.97	3 30 784.34	3 83 509.48	3 30 784.34
(i) Digital Banking Segment	43.20	39.74	23.85	43.20	23.85
(ii) Other Retail Banking Segment	3 83 466.28	3 70 581.23	3 30 760.49	3 83 466.28	3 30 760.49
(d) Other Banking Operations	0.00	0.00	0.00	0.00	0.00
(e) Unallocated Corporate Assets	5 468.52	5 318.81	5 080.20	5 468.52	5 080.20
<b>Total</b>	<b>9 87 952.83</b>	<b>9 46 464.69</b>	<b>8 73 410.66</b>	<b>9 87 952.83</b>	<b>8 73 410.66</b>
<b>Segment Liabilities</b>					
(a) Treasury Operations	2 71 177.92	2 58 261.23	2 43 744.04	2 71 177.92	2 43 744.04
(b) Corporate / Wholesale Banking	2 80 330.59	2 65 103.23	2 51 144.84	2 80 330.59	2 51 144.84
(c) Retail Banking	3 53 117.91	3 39 984.87	3 04 534.78	3 53 117.91	3 04 534.78
(i) Digital Banking Segment	42.00	38.95	23.59	42.00	23.59
(ii) Other Retail Banking Segment	3 53 075.91	3 39 945.92	3 04 511.19	3 53 075.91	3 04 511.19
(d) Other Banking Operations	0.00	0.00	0.00	0.00	0.00
(e) Unallocated Corporate Liabilities	5 035.16	4 879.15	4 677.06	5 035.16	4 677.06
(f) Capital,Reserves and Surplus	78 291.25	78 236.21	69 309.94	78 291.25	69 309.94
<b>Total</b>	<b>9 87 952.83</b>	<b>9 46 464.69</b>	<b>8 73 410.66</b>	<b>9 87 952.83</b>	<b>8 73 410.66</b>
<b>VI.Capital Employed</b>					
<b>(Segment Assets - Segment Liabilities)</b>					
(a) Treasury Operations	23 339.29	23 271.96	21 009.66	23 339.29	21 009.66
(b) Corporate / Wholesale Banking	24 127.03	23 888.49	21 647.58	24 127.03	21 647.58
(c) Retail Banking	30 391.57	30 636.10	26 249.56	30 391.57	26 249.56
(i) Digital Banking Segment	1.20	0.79	0.26	1.20	0.26
(ii) Other Retail Banking Segment	30 390.37	30 635.31	26 249.30	30 390.37	26 249.30
(d) Other Banking Operations	0.00	0.00	0.00	0.00	0.00
(e) Unallocated	433.36	439.66	403.14	433.36	403.14
<b>Total</b>	<b>78 291.25</b>	<b>78 236.21</b>	<b>69 309.94</b>	<b>78 291.25</b>	<b>69 309.94</b>




Audited Standalone Segment Wise Results for the Quarter/ Year ended 31st March 2026

(Rs. in crores)

Particulars	Quarter Ended			Year Ended	
	31.03.2026 (Audited)	31.12.2025 (Reviewed)	31.03.2025 (Audited)	31.03.2026 (Audited)	31.03.2025 (Audited)
<b>Part B - Geographic Segments</b>					
<b>I. Revenue</b>					
(a) Domestic Operations	19 322.31	19 040.64	18 010.53	74 938.06	68 793.11
(b) Foreign Operations	657.76	622.70	588.63	2 503.23	2 432.53
<b>Total</b>	<b>19 980.07</b>	<b>19 663.34</b>	<b>18 599.16</b>	<b>77 441.29</b>	<b>71 225.64</b>
<b>II. Assets</b>					
(a) Domestic Operations	9 34 752.40	8 95 783.10	8 28 537.29	9 34 752.40	8 28 537.29
(b) Foreign Operations	53 200.43	50 681.59	44 873.37	53 200.23	44 873.37
<b>Total</b>	<b>9 87 952.83</b>	<b>9 46 464.69</b>	<b>8 73 410.66</b>	<b>9 87 952.83</b>	<b>8 73 410.66</b>

**Notes:**

1. Segment revenue and expenses have been apportioned on the basis of Segment assets, wherever direct allocation is not possible.
2. Figures of previous periods have been regrouped/ reclassified wherever considered necessary to conform to current period classification.
3. As per RBI Master Direction RBI/DOR/2025-26/167 DOR.ACC.REC.No.86/21.04.018/2025-26 dated November 28, 2025 on 'Reserve Bank of India (Commercial Banks - Financial Statements: Presentation and Disclosures) Directions, 2025', for the purpose of disclosure under Accounting Standard 17 - 'Segment reporting', 'Digital Banking' has been identified as a sub-segment under Retail Banking by Reserve Bank of India (RBI). The bank has 3 DBUs and the 'Digital Banking' segment information disclosed pertains to the said DBUs.



Saket Saurav  
Asst. General Manager



K Anbumani  
Asst. General Manager



Santanu Bai  
Dy. General Manager



Sunil Jain  
General Manager - CFO




Mini T M  
Executive Director

- on Tour -

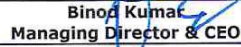
Brajesh Kumar Singh  
Executive Director



Shiv Bajrang Singh  
Executive Director



Ashutosh Choudhury  
Executive Director

  
Binod Kumar  
Managing Director & CEO

Place : Chennai  
Date : 29.04.2026



Standalone Cash Flow Statement for the Year ended 31st March 2026

(Rs. in crores)

Particulars	Year ended	
	31.03.2026	31.03.2025
<b>Net Profit as per Profit and Loss Account</b>	<b>12155.65</b>	<b>10918.29</b>
<b>Adjustments for :</b>		
Provision for NPA	1832.61	3444.03
Provision for Investment	59.99	(252.65)
Provision for Standard Assets	1586.92	853.44
Provision for Tax	4248.07	3868.64
Other Provisions and Contingencies	129.98	28.96
Depreciation on Fixed Assets	596.40	532.15
Interest on Capital Instrument	360.03	600.04
Loss/(profit) on Sale of Land, Buildings and Other Assets	(0.22)	(1.69)
Dividend income from Subsidiaries and Joint Ventures	(2.63)	(2.63)
Income taxes paid	(1502.00)	0.00
<b>Profit before working Capital Changes</b>	<b>19464.80</b>	<b>19988.58</b>
<b>(Increase) / Decrease in Operating Assets</b>		
(Increase) / Decrease in Investments	(20360.87)	(11812.43)
(Increase) / Decrease in Advances	(85649.64)	(59626.15)
(Increase) / Decrease in Other assets	(820.19)	2209.20
	<b>(106830.70)</b>	<b>(69229.38)</b>
<b>Increase / (Decrease) in Operating Liabilities</b>		
Increase / (Decrease) in Deposits	90572.74	49153.56
Increase / (Decrease) in Borrowings (other than Capital Instruments)	10184.57	20376.44
Increase / (Decrease) in Other liabilities	5393.60	(2938.17)
	<b>106150.91</b>	<b>66591.83</b>
<b>Net cash generated from operations (A)</b>	<b>18785.01</b>	<b>17351.03</b>
<b>Cash flow from investing activities</b>		
Dividend income from Subsidiaries and Joint Ventures	2.63	2.63
Purchase of fixed assets	(440.99)	(522.54)
Sale of fixed assets	24.79	191.14
<b>Net cash generated from Investing Activities (B)</b>	<b>(413.57)</b>	<b>(328.77)</b>
<b>Cash flow from Financing activities</b>		
Payment of dividend	(2188.82)	(1616.36)
Redemption of AT 1 Bonds	(2000.00)	0.00
Redemption of Tier 2 Bonds	(3000.00)	(2000.00)
Interest on Capital Instrument	(460.30)	(647.15)
<b>Net cash generated from financing activities (C)</b>	<b>(7649.12)</b>	<b>(4263.51)</b>
<b>Net increase/(Decrease) in cash &amp; cash equivalents (A)+(B)+(C)</b>	<b>10722.32</b>	<b>12758.75</b>



**Standalone Cash Flow Statement for the Year ended 31st March 2026**

(Rs. in crores)


Particulars	Year ended	
	31.03.2026	31.03.2025
<b>Cash and Cash equivalents at the beginning of the year</b>		
Cash in hand (including foreign currency notes)	1312.61	1304.15
Balances with Reserve Bank of India		
(a) in current accounts	24768.04	31134.61
(b) in other deposit accounts	5867.00	264.00
Balances with Banks		
(a) in current accounts	133.40	4.20
(b) in other deposit accounts	1249.05	1573.60
Money at Call and short notice		
(a) with Banks	0.00	1997.07
(b) with other institutions	0.00	0.00
Balances with Banks outside India		
(a) in current accounts	1638.14	743.35
(b) in other deposit accounts	19895.38	5084.58
Money at call and short notice	4.26	3.57
	<b>54867.88</b>	<b>42109.13</b>
<b>Cash &amp; Cash equivalents at the end of the period</b>		
Cash in hand (including foreign currency notes)	1691.68	1312.61
Balances with Reserve Bank of India		
(a) in current accounts	21998.88	24768.04
(b) in other deposit accounts	10364.00	5867.00
Balances with Banks		
(a) in current accounts	24.81	133.40
(b) in other deposit accounts	2808.90	1249.05
Money at Call and short notice		
(a) with Banks	0.00	0.00
(b) with other institutions	0.00	0.00
Balances with Banks outside India		
(a) in current accounts	3892.44	1638.14
(b) in other deposit accounts	24795.80	19895.38
Money at call and short notice	13.69	4.26
	<b>65590.20</b>	<b>54867.88</b>
<b>Difference in opening and closing cash and cash equivalents</b>	<b>10722.32</b>	<b>12758.75</b>

Notes: 1. Figures of previous periods have been regrouped/ reclassified wherever considered necessary to conform to current period classification.

2. The Cash flow statement for year ended 31st March 2026 has been prepared by Indirect Method.










			
<b>Saket Saurav</b> Asst. General Manager	<b>K Anbumani</b> Asst. General Manager	<b>Santanu Bal</b> Dy. General Manager	<b>Sunil Jain</b> General Manager - CFO
			
<b>Mini T M</b> Executive Director	<b>Brajesh Kumar Singh</b> Executive Director	<b>Shiv Bajrang Singh</b> Executive Director	<b>Ashutosh Choudhury</b> Executive Director
			
<b>Binod Kumar</b> Managing Director & CEO			

Place : Chennai  
Date : 29.04.2026



**Standalone Statement of Assets and Liabilities**

(Rs. in crores)

Particulars	As on 31.03.2026 (Audited)	As on 31.03.2025 (Audited)	
<b>LIABILITIES</b>			
Capital	1346.96	1346.96	
Reserves and Surplus	76944.29	67962.98	
Deposits	827726.30	737153.56	
Borrowings	46692.50	41507.93	
Other Liabilities & Provisions	35242.78	25439.23	
<b>TOTAL</b>	<b>987952.83</b>	<b>873410.66</b>	
<b>ASSETS</b>			
Cash & Balances with RBI	34054.56	31947.65	
Balances with Banks and Money at Call and Short Notice	31535.63	22920.23	
Investments	244665.74	225303.12	
Advances	654888.23	571071.19	
Fixed Assets	8646.70	8826.69	
Other Assets	14161.97	13341.78	
<b>TOTAL</b>	<b>987952.83</b>	<b>873410.66</b>	
   			
<b>Saket Saurav</b> Asst. General Manager	<b>K-Anbumani</b> Asst. General Manager	<b>Santanu Bal</b> Dy. General Manager	<b>Sunil Jain</b> General Manager - CFO
   			
<b>Mini T M</b> Executive Director	<b>Brajesh Kumar Singh</b> Executive Director	<b>Shiv Bajrang Singh</b> Executive Director	<b>Ashutosh Choudhury</b> Executive Director
 <b>Binod Kumar</b> Managing Director & CEO			
Place : Chennai Date : 29.04.2026			



**Audited Consolidated Financial Results for Quarter/Year ended 31st March 2026**

(Rs. in crores)

Sl. No.	Particulars	Quarter Ended			Year Ended	
		31.03.2026	31.12.2025	31.03.2025	31.03.2026	31.03.2025
		(Audited)	(Reviewed)	(Audited)	(Audited)	(Audited)
<b>1</b>	<b>Interest earned (a) +(b) + (c) +(d)</b>	<b>17488.50</b>	<b>17 102.21</b>	<b>15 859.63</b>	<b>67 504.09</b>	<b>62 039.43</b>
	(a) Interest/ discount on advances/ bills	12702.39	12 448.98	11 456.75	48 853.54	44 856.39
	(b) Income on investments	4111.92	4 005.60	3 905.75	16 116.88	15 347.78
	(c) Interest on balances with Reserve Bank of India and other inter bank funds	439.16	390.49	388.39	1 652.53	1 589.50
	(d) Others	235.03	257.14	108.74	881.14	245.76
<b>2</b>	<b>Other Income</b>	<b>2772.73</b>	<b>2 792.57</b>	<b>2 934.73</b>	<b>10 828.61</b>	<b>10 011.45</b>
<b>3</b>	<b>Total Income (1 + 2)</b>	<b>20261.23</b>	<b>19 894.78</b>	<b>18 794.36</b>	<b>78 332.70</b>	<b>72 050.88</b>
<b>4</b>	<b>Interest Expended</b>	<b>10371.96</b>	<b>10 202.90</b>	<b>9 467.06</b>	<b>40 538.66</b>	<b>36 826.25</b>
<b>5</b>	<b>Operating Expenses (a) + (b)</b>	<b>4583.46</b>	<b>4 635.39</b>	<b>4 303.18</b>	<b>17 777.86</b>	<b>16 123.15</b>
	(a) Employees cost	2741.12	2 813.61	2 734.24	10 880.32	9 974.61
	(b) Other Operating expenses	1842.34	1 821.78	1 568.94	6 897.54	6 148.54
<b>6</b>	<b>Total Expenditure (4+5) (excluding provisions and contingencies)</b>	<b>14955.42</b>	<b>14 838.29</b>	<b>13 770.24</b>	<b>58 316.52</b>	<b>52 949.40</b>
<b>7</b>	<b>Operating Profit (3-6) (Profit before Provisions and Contingencies)</b>	<b>5305.81</b>	<b>5 056.49</b>	<b>5 024.12</b>	<b>20 016.18</b>	<b>19 101.48</b>
<b>8</b>	<b>Provisions (other than tax) and Contingencies</b>	<b>1228.00</b>	<b>857.11</b>	<b>794.31</b>	<b>3 514.64</b>	<b>4 214.10</b>
	of which provisions for Non-Performing Assets	747.69	315.47	1 099.75	1 832.61	3 444.03
9	Exceptional items**	0.00	0.00	0.00	(766.59)	0.00
<b>10</b>	<b>Profit from ordinary activities before tax (7-8+9)</b>	<b>4077.81</b>	<b>4 199.38</b>	<b>4 229.81</b>	<b>15 734.95</b>	<b>14 887.38</b>
<b>11</b>	<b>Provision for Taxes (Tax Expenses / (Reversal))</b>	<b>962.61</b>	<b>1 113.22</b>	<b>1 268.42</b>	<b>4 274.55</b>	<b>3 892.51</b>
<b>12</b>	<b>Net Profit from Ordinary Activities after tax and before Minority Interest (10-11)</b>	<b>3115.20</b>	<b>3 086.16</b>	<b>2 961.39</b>	<b>11 460.40</b>	<b>10 994.87</b>
13	Extraordinary items (net of tax expense)	0.00	0.00	0.00	0.00	0.00
<b>14</b>	<b>Net Profit for the period and before Minority Interest (12-13)</b>	<b>3115.20</b>	<b>3 086.16</b>	<b>2 961.39</b>	<b>11 460.40</b>	<b>10 994.87</b>
15	Share of earning in Associates (RRBs)	58.35	61.34	20.64	246.37	269.52
16	Minority Interest	0.50	0.62	0.39	2.49	2.92
<b>17</b>	<b>Net Profit for the period (after Minority Interest) (14+15-16)</b>	<b>3173.05</b>	<b>3 146.88</b>	<b>2 981.64</b>	<b>11 704.28</b>	<b>11 261.47</b>
18	Paid-up equity share capital (Face Value of each share - Rs.10/-)	1 346.96	1 346.96	1 346.96	1 346.96	1 346.96
19	Reserves excluding Revaluation Reserves (as per balance sheet of previous accounting year)	71 628.40	62 965.17	62 965.17	71 628.40	62 965.17



**Audited Consolidated Financial Results for Quarter/Year ended 31st March 2026**

(Rs. in crores)

Sl. No.	Particulars	Quarter Ended			Year Ended	
		31.03.2026 (Audited)	31.12.2025 (Reviewed)	31.03.2025 (Audited)	31.03.2026 (Audited)	31.03.2025 (Audited)
<b>20</b>	<b>Analytical Ratios</b>					
	(i) Percentage of shares held by Government of India	73.84%	73.84%	73.84%	73.84%	73.84%
	(ii) Capital Adequacy Ratio (Basel III)	18.17%	16.76%	18.33%	18.17%	18.33%
	(a) Common Equity Tier (CET) 1 Ratio	16.64%	14.73%	15.75%	16.64%	15.75%
	(b) Additional Tier 1 Ratio	0.00%	0.00%	0.49%	0.00%	0.49%
	(iii) Earnings Per Share (Face Value of each share - Rs.10/-)					
	(a) Basic and diluted EPS before Extraordinary items (net of tax expenses) for the period, for the year to date and for the previous year	*23.56	*23.36	*22.14	86.89	83.61
	(b) Basic and diluted EPS after Extraordinary items for the period, for the year to date and for the previous year	*23.56	*23.36	*22.14	86.89	83.61
	(iv) NPA Ratios:					
	(a) Amount of gross non-performing assets	13 190.02	14 268.38	18 178.86	13 190.02	18 178.86
	(b) Amount of net non-performing assets	964.88	967.55	1 109.56	964.88	1 109.56
	(c) % of Gross NPAs	1.98	2.23	3.09	1.98	3.09
	(d) % of Net NPAs	0.15	0.15	0.19	0.15	0.19
	(v) Return on Assets (average) (annualised %)	1.31	1.34	1.40	1.25	1.35

\* Not annualised

\*\* Refer Note No. 6


Note: Figures of previous periods have been regrouped/ reclassified wherever considered necessary to conform to current period classification.



**Saket Saurav**  
Asst. General Manager



**K Anbumani**  
Asst. General Manager



**Santanu Bal**  
Dy. General Manager



**Sunil Jain**  
General Manager - CFO




**Mini T M**  
Executive Director

*- On Tour -*

**Brajesh Kumar Singh**  
Executive Director



**Shiv Bajrang Singh**  
Executive Director



**Ashutosh Choudhury**  
Executive Director

  
**Bhod Kumar**  
Managing Director & CEO

Place : Chennai  
Date :29.04.2026



Audited Consolidated Segment Wise Results for Quarter/Year ended 31st March 2026

(Rs. in crores)

Particulars	Quarter Ended			Year Ended	
	31.03.2026 (Audited)	31.12.2025 (Reviewed)	31.03.2025 (Audited)	31.03.2026 (Audited)	31.03.2025 (Audited)
<b>Part A. Business Segments</b>					
<b>I. Segment Revenue</b>					
(a) Treasury Operations	4598.46	4 821.32	4 419.15	18 739.55	17 176.79
(b) Corporate / Wholesale Banking	6680.38	6 406.12	6 010.91	25 027.09	23 857.74
(c) Retail Banking	8265.20	8 170.41	7 743.12	32 213.67	29 125.71
(i) Digital Banking Segment	0.75	0.68	0.48	2.52	1.30
(ii) Other Retail Banking Segment	8264.45	8 169.73	7 742.64	32 211.15	29 124.41
(d) Other Banking operations	717.19	496.93	621.18	2 352.39	1 890.64
<b>Total</b>	<b>20261.23</b>	<b>19 894.78</b>	<b>18 794.36</b>	<b>78 332.70</b>	<b>72 050.88</b>
Less : Inter segment Revenue	0.00	0.00	0.00	0.00	0.00
<b>Income from operations</b>	<b>20261.23</b>	<b>19 894.78</b>	<b>18 794.36</b>	<b>78 332.70</b>	<b>72 050.88</b>
<b>II. Segment Results</b>					
(a) Treasury Operations	1378.43	1 676.70	1 587.12	6 348.84	6 136.63
(b) Corporate / Wholesale Banking	1596.56	1 438.92	1 342.05	5 503.98	5 427.66
(c) Retail Banking	1894.21	1 702.07	1 701.26	6 758.35	6 519.33
(i) Digital Banking Segment	0.39	0.33	0.18	1.20	0.26
(ii) Other Retail Banking Segment	1893.83	1 701.74	1 701.08	6 757.15	6 519.07
(d) Other Banking Operations	436.60	238.80	393.69	1 405.01	1 017.86
<b>Total</b>	<b>5305.80</b>	<b>5 056.49</b>	<b>5 024.12</b>	<b>20 016.18</b>	<b>19 101.48</b>
Add: (i) Other Un-allocable Income	58.35	61.34	20.64	246.37	269.52
(ii) Exceptional item	0.00	0.00	0.00	(766.59)	0.00
Less: (i) Minority Interest	0.50	0.62	0.39	2.49	2.92
(ii) Other Un-allocated Expenditure (includes Provision & contingencies)	1227.99	857.11	794.31	3 514.64	4 214.10
<b>III.Total Profit Before Tax</b>	<b>4135.66</b>	<b>4 260.10</b>	<b>4 250.06</b>	<b>15 978.83</b>	<b>15 153.98</b>
Less : Provisions for taxation	962.61	1 113.22	1 268.42	4 274.55	3 892.51
<b>IV.Profit after tax</b>	<b>3173.05</b>	<b>3 146.88</b>	<b>2 981.64</b>	<b>11 704.28</b>	<b>11 261.47</b>
<b>V.Other Information</b>					
<b>Segment Assets</b>					
(a) Treasury Operations	2 94 517.21	2 81 533.19	2 64 753.70	2 94 517.21	2 64 753.70
(b) Corporate / Wholesale Banking	3 04 457.62	2 88 991.72	2 72 792.42	3 04 457.62	2 72 792.42
(c) Retail Banking	3 83 509.48	3 70 620.97	3 30 784.34	3 83 509.48	3 30 784.34
(i) Digital Banking Segment	43.20	39.74	23.85	43.20	23.85
(ii) Other Retail Banking Segment	3 83 466.28	3 70 581.23	3 30 760.49	3 83 466.28	3 30 760.49
(d) Other Banking Operations	3 581.34	3 209.25	3 606.71	3 581.34	3 606.71
(e) Unallocated Corporate Assets	5 487.14	5 335.17	5 101.43	5 487.14	5 101.43
<b>Total</b>	<b>9 91 552.79</b>	<b>9 49 690.30</b>	<b>8 77 038.60</b>	<b>9 91 552.79</b>	<b>8 77 038.60</b>
<b>Segment Liabilities</b>					
(a) Treasury Operations	2 71 177.92	2 58 261.23	2 43 744.04	2 71 177.92	2 43 744.04
(b) Corporate / Wholesale Banking	2 80 330.59	2 65 103.23	2 51 144.84	2 80 330.59	2 51 144.84
(c) Retail Banking	3 53 117.91	3 39 984.87	3 04 534.78	3 53 117.91	3 04 534.78
(i) Digital Banking Segment	42.00	38.95	23.59	42.00	23.59
(ii) Other Retail Banking Segment	3 53 075.91	3 39 945.92	3 04 511.19	3 53 075.91	3 04 511.19
(d) Other Banking Operations	1 848.32	1 543.93	1 424.97	1 848.32	1 424.97
(e) Unallocated Corporate Liabilities	5 035.16	4 879.15	4 677.06	5 035.16	4 677.06
(f) Capital,Reserves and Surplus	80 042.89	79 917.89	71 512.91	80 042.89	71 512.91
<b>Total</b>	<b>9 91 552.79</b>	<b>9 49 690.30</b>	<b>8 77 038.60</b>	<b>9 91 552.79</b>	<b>8 77 038.60</b>
<b>VI.Capital Employed</b>					
<b>(Segment Assets - Segment Liabilities)</b>					
(a) Treasury Operations	23 339.29	23 271.96	21 009.66	23 339.29	21 009.66
(b) Corporate / Wholesale Banking	24 127.03	23 888.49	21 647.58	24 127.03	21 647.58
(c) Retail Banking	30 391.57	30 636.10	26 249.56	30 391.57	26 249.56
(i) Digital Banking Segment	1.20	0.79	0.26	1.20	0.26
(ii) Other Retail Banking Segment	30 390.37	30 635.31	26 249.30	30 390.37	26 249.30
(d) Other Banking Operations	1 733.02	1 665.32	2 181.74	1 733.02	2 181.74
(e) Unallocated	451.98	456.02	424.37	451.98	424.37
<b>Total</b>	<b>80 042.89</b>	<b>79 917.89</b>	<b>71 512.91</b>	<b>80 042.89</b>	<b>71 512.91</b>



Audited Consolidated Segment Wise Results for Quarter/Year ended 31st March 2026

(Rs. in crores)

Particulars	Quarter Ended			Year Ended	
	31.03.2026 (Audited)	31.12.2025 (Reviewed)	31.03.2025 (Audited)	31.03.2026 (Audited)	31.03.2025 (Audited)
<b>Part B - Geographic Segments</b>					
<b>I. Revenue</b>					
(a) Domestic Operations	19603.47	19 272.08	18 205.73	75 829.47	69 618.35
(b) Foreign Operations	657.76	622.70	588.63	2 503.23	2 432.53
<b>Total</b>	<b>20261.23</b>	<b>19 894.78</b>	<b>18 794.36</b>	<b>78 332.70</b>	<b>72 050.88</b>
<b>II. Assets</b>					
(a) Domestic Operations	9 38 352.36	8 99 008.71	8 32 165.23	9 38 352.36	8 32 165.23
(b) Foreign Operations	53 200.43	50 681.59	44 873.37	53 200.43	44 873.37
<b>Total</b>	<b>9 91 552.79</b>	<b>9 49 690.30</b>	<b>8 77 038.60</b>	<b>9 91 552.79</b>	<b>8 77 038.60</b>

**Notes:**

1. Segment revenue and expenses have been apportioned on the basis of Segment assets, wherever direct allocation is not possible.
2. Figures of previous periods have been regrouped/ reclassified wherever considered necessary to conform to current period classification.
3. As per RBI Master Direction RBI/DOR/2025-26/167 DOR.ACC.REC.No.86/21.04.018/2025-26 dated November 28, 2025 on 'Reserve Bank of India (Commercial Banks - Financial Statements: Presentation and Disclosures) Directions, 2025', for the purpose of disclosure under Accounting Standard 17 - 'Segment reporting', 'Digital Banking' has been identified as a sub-segment under Retail Banking by Reserve Bank of India (RBI). The bank has 3 DBUs and the 'Digital Banking' segment information disclosed pertains to the said DBUs.

*Saket Saurav*

**Saket Saurav**  
Asst. General Manager

*K Anbumani*

**K Anbumani**  
Asst. General Manager

*Santanu Bal*

**Santanu Bal**  
Dy. General Manager

*Sunil Jain*

**Sunil Jain**  
General Manager - CFO

*Mini T M*

**Mini T M**  
Executive Director

*- On Tour -*

**Brajesh Kumar Singh**  
Executive Director

*Shiv Bajrang Singh*

**Shiv Bajrang Singh**  
Executive Director

*A. Choudhury*

**Ashutosh Choudhury**  
Executive Director

*Birud Kumar*

**Birud Kumar**  
Managing Director & CEO

Place : Chennai  
Date : 29.04.2026



Consolidated Cash Flow statement for Year ended 31st March 2026

(Rs in crores)

Particulars	Year Ended	
	31.03.2026	31.03.2025
<b>Net Profit as per Profit and Loss Account before minority Interest</b>	<b>11706.77</b>	<b>11264.39</b>
<b>Adjustments for :</b>		
Provision for NPA	1832.61	3444.03
Provision for Investment	68.39	(248.10)
Provision for Standard Assets	1586.92	853.44
Provision for Tax	4274.55	3892.51
Other Provisions and Contingencies	132.23	31.78
Depreciation on Fixed Assets	608.86	542.94
Interest on Capital Instrument	360.03	600.04
Loss/(profit) on sale of Land, Buildings and Other Assets	(0.26)	(1.70)
Income taxes paid	(1561.09)	(26.02)
<b>Profit before working Capital Changes</b>	<b>19009.01</b>	<b>20353.31</b>
<b>(Increase)/Decrease in Operating Assets</b>		
(Increase) / Decrease in Investments	(20267.83)	(12247.37)
(Increase) / Decrease in Advances	(85649.65)	(59626.14)
(Increase) / Decrease in Other Assets	(878.19)	2159.32
	<b>(106795.67)</b>	<b>(69714.19)</b>
<b>Increase/(Decrease) in Operating Liabilities</b>		
Increase/(Decrease) in Deposits	90555.69	49145.25
Increase/(Decrease) in Borrowings (other than Capital Instruments)	10254.27	20409.42
Increase/(Decrease) in Other liabilities	5792.18	(2797.39)
	<b>106602.14</b>	<b>66757.28</b>
<b>Net cash generated from Operations (A)</b>	<b>18815.48</b>	<b>17396.40</b>
<b>Cash flow from Investing activities</b>		
Purchase of fixed assets	(454.12)	(539.94)
Sale of fixed assets	26.05	191.54
<b>Net cash generated from Investing Activities (B)</b>	<b>(428.07)</b>	<b>(348.40)</b>
<b>Cash flow from Financing activities</b>		
Payment of dividend	(2188.82)	(1616.36)
Redemption of AT-1 Bonds	(2000.00)	0.00
Redemption of Tier-2 Bonds	(3000.00)	(2000.00)
Interest on Capital Instrument	(460.30)	(647.15)
<b>Net cash generated from Financing activities (C)</b>	<b>(7649.12)</b>	<b>(4263.51)</b>
<b>Net increase/(Decrease) in cash &amp; cash equivalents (A)+(B)+(C)</b>	<b>10738.29</b>	<b>12784.49</b>












Consolidated Cash Flow statement for Year ended 31st March 2026

(Rs in crores)

Particulars	Year Ended	
	31.03.2026	31.03.2025
<b>Cash and cash equivalents at the beginning of the period</b>		
Cash in hand (including foreign currency notes)	1312.61	1304.15
Balances with Reserve Bank of India		
(a) in current accounts	24768.04	31134.61
(b) in other deposit accounts	5867.00	264.00
Balances with Banks		
(a) in current accounts	139.29	25.64
(b) in other deposit accounts	1336.69	1619.95
Money at Call and short notice with Banks	0.00	1997.06
Balances with Banks outside India		
(a) in current accounts	1638.14	743.35
(b) in other deposit accounts	19895.37	5084.58
Money at call and short notice	4.26	3.57
	<b>54961.40</b>	<b>42176.91</b>
<b>Cash &amp; Cash equivalents at the end of the period</b>		
Cash in hand (including foreign currency notes)	1692.04	1312.61
Balances with Reserve Bank of India		
(a) in current accounts	21998.88	24768.04
(b) in other deposit accounts	10364.00	5867.00
Balances with Banks		
(a) in current accounts	49.62	139.29
(b) in other deposit accounts	2893.23	1336.69
Money at Call and short notice with Banks	0.00	0.00
Balances with Banks outside India		
(a) in current accounts	3892.44	1638.14
(b) in other deposit accounts	24795.80	19895.37
Money at call and short notice	13.68	4.26
	<b>65699.69</b>	<b>54961.40</b>
<b>Difference in opening and closing cash and cash equivalents</b>	<b>10738.29</b>	<b>12784.49</b>

Notes: 1. Figures of previous periods have been regrouped/ reclassified wherever considered necessary to conform to current period classification  
 2. The Cash flow statement for the Year year ended 31st March 2026 has been prepared by Indirect Method










			
<b>Saket Saurav</b> Asst. General Manager	<b>K Anbumani</b> Asst. General Manager	<b>Santanu Bal</b> Dy. General Manager	<b>Sunil Jain</b> General Manager - CFO
			
<b>Mini T M</b> Executive Director	<b>Brajesh Kumar Singh</b> Executive Director	<b>Shiv Bajrang Singh</b> Executive Director	<b>Ashutosh Choudhury</b> Executive Director
			
<b>Binod Kumar</b> Managing Director & CEO			

Place : Chennai  
Date : 29.04.2026



Consolidated Statement of Assets and Liabilities

(Rs. in crores)

Particulars	As on 31.03.2026 (Audited)	As on 31.03.2025 (Audited)
<b>LIABILITIES</b>		
Capital	1346.96	1346.96
Reserves and Surplus	78695.92	70165.95
Minority Interest	34.72	32.23
Deposits	827654.01	737098.32
Borrowings	46806.57	41552.30
Other Liabilities & Provisions	37014.60	26842.84
<b>TOTAL</b>	<b>991552.79</b>	<b>877038.60</b>
<b>ASSETS</b>		
Cash & Balances with RBI	34054.92	31947.65
Balances with Banks and Money at Call and Short Notice	31644.77	23013.75
Investments	247682.04	228420.86
Advances	654888.23	571071.18
Fixed Assets	8676.81	8857.33
Other Assets	14606.02	13727.83
<b>TOTAL</b>	<b>991552.79</b>	<b>877038.60</b>
   		
<p><b>Saket Saurav</b>                      <b>K Anbumani</b>                      <b>Santanu Bal</b>                      <b>Sunil Jain</b>  <b>Asst. General Manager</b>    <b>Asst. General Manager</b>    <b>Dy. General Manager</b>    <b>General Manager - CFO</b></p>		
   		
<p><b>Mini T M</b>                      <b>Brajesh Kumar Singh</b>                      <b>Shiv Bajrang Singh</b>                      <b>Ashutosh Choudhury</b>  <b>Executive Director</b>                      <b>Executive Director</b>                      <b>Executive Director</b>                      <b>Executive Director</b></p>		
<p style="text-align: center;">  <b>Binod Kumar</b>  <b>Managing Director &amp; CEO</b></p>		
<p>Place : Chennai  Date : 29.04.2026</p>		



Corporate Office, Chennai

Notes forming part of Standalone and Consolidated Audited Financial Results for the Quarter / Year ended March 31, 2026

1. The above financial results have been reviewed by the Audit Committee of the Board and approved by the Board of Directors in their respective meetings held on April 29, 2026. The results have been subjected to audit by the Statutory Central Auditors of the Bank in line with the guidelines issued by the Reserve Bank of India and as per the requirements of SEBI (Listing Obligations and Disclosure Requirements) Regulations, 2015 (as amended).
2. The above financial results have been arrived at after considering provision for non-performing assets, restructured assets, standard assets, stressed sector accounts, income tax, deferred tax, depreciation on fixed assets, unhedged foreign currency exposure, employees' benefits, non-performing investments and fair valuation of investments, Investment Fluctuation Reserve, other necessary provisions on the basis of prudential norms and directions issued by Reserve bank of India, and in case of the subsidiary Ind Bank Housing Limited, as per the Income Recognition, and Provisions on Loans and Advances norms laid down by National Housing Bank (NHB) and applicable Accounting Standards issued by the Institute of Chartered Accountants of India. Provision for employee benefits pertaining to Pension, Gratuity and Leave Encashment has been made on the basis of actuarial valuation.
3. The Bank has applied its significant accounting policies in the preparation of these financial results that are consistent with those followed in the annual financial statements for the year ended March 31, 2025.
4. The consolidated financial results are prepared in accordance with Accounting Standard 21 – 'Consolidated Financial Statements', Accounting Standard 23 – 'Accounting for Investments in Associates in Consolidated Financial Statements' and Accounting Standard 27 – 'Financial Reporting of Interests in Joint Ventures' issued by the Institute of Chartered Accountants of India and guidelines issued by RBI.
5. The details of Subsidiaries, Associates and Joint Ventures of the Bank along with the percentage of shares held are:
  - **Subsidiaries:** Indbank Merchant Banking Services Ltd (64.84%), Ind Bank Housing Ltd (51%) and Indbank Global Support Services Limited (100.00%)
  - **Associates:** Tamil Nadu Grama Bank (35%), Puducherry Grama Bank<sup>^</sup> (35%) and Saptagiri Grama Bank (upto 30.04.2025) - 35%
  - **Joint Ventures:** Universal Sompo General Insurance Company Ltd (28.52%) and ASREC (India) Ltd (38.26%).

<sup>^</sup> Central Government vide gazette notification No. CG-DL-E-24102025-267093 dated 24.10.2025 para S.O.4832(E) has renamed Puduvai Bharathiar Grama bank to Puducherry Grama Bank.



6. In respect of associate Saptagiri Grameena Bank (SGB), Central Government vide gazette notification No. CG-DL-E-07042025-262329 dated 07.04.2025 para S.O.1635(E) has notified amalgamation of SGB with Andhra Pradesh Grameena Bank. Accordingly, SGB (sponsored by Indian Bank) amalgamated into Andhra Pradesh Grameena Bank sponsored by Union Bank of India (UBI) with effect from 1st May 2025.

On account of above amalgamation of SGB with Andhra Pradesh Grameena Bank, face value of Bank's investment in equity shares of SGB amounting to Rs. 6.22 Crores has been received. The difference of Rs. 766.59 Crores, between carrying amount of investment in associate (SGB) pre-amalgamation in the Consolidated Financials and actual amount received, is transferred to Profit & Loss Account and the same is reported under exceptional items in Consolidated results (relating to quarter ended June 30, 2025).

7. In accordance with provision under SEBI (LODR) Regulations, 2015 (as amended), for the purpose of consolidated financial results of the quarter / year ended March 31, 2026, minimum eighty percent of each of consolidated revenue, assets and profits have been subjected to audit.
8. Other income includes profit/ loss on sale of assets (net), profit/ loss on sale of investments, profit/ loss on revaluation of investments (FVTPL & HFT), earnings from foreign exchange and derivative transactions, income from sale of PSLC certificates, recoveries from accounts previously written off, dividend income etc.
9. In accordance with RBI Master Direction RBI/DOR/2025-26/151 DOR.CAP.REC.70/21-01-002/2025-26 dated November 28, 2025 (updated as on 10.03.2026) on 'Reserve Bank of India (Commercial Banks - Prudential Norms on Capital Adequacy) Directions, 2025', the banks are required to make Pillar 3 disclosures including leverage ratio, liquidity coverage ratio and net stable funding ratio under Basel III capital requirements. The disclosures are available on the Bank's website [www.indianbank.bank.in](http://www.indianbank.bank.in). These disclosures have not been subjected to review by Statutory Central Auditors.
10. Based on the available financial statements and the declaration from borrowers, the Bank has estimated the liability towards Unhedged Foreign Currency Exposure to their constituents in terms of RBI Master Direction RBI/DOR/2025-26/157 DOR.CRE.REC.76/07-02-001/2025-26 dated November 28, 2025 (updated as on 01.04.2026) on 'Reserve Bank of India (Commercial Banks - Credit Risk Management) Directions, 2025', and the bank holds a provision of Rs.116.00 Crore as on March 31, 2026. (Rs.40.50 Crores as on 31.03.2025)
11. Non-Performing Assets Provision Coverage ratio is 98.28 % (including technically written off) as on March 31, 2026. (98.10 % as on March 31, 2025).



12. During the year ended March 31, 2026, the Bank has repaid AT 1 Bonds of Rs.2000 crores and Tier 2 Bonds of Rs 2000 crores through exercise of call option and Tier 2 Bonds of Rs.1000 Crores on maturity.
13. During the year ended March 31, 2026, the Bank has raised Long Term Infrastructure Bond Series III of Rs. 5000 Crore with tenor of 10 years at an annual coupon of 7.15% p.a. on 24.03.2026.
14. In accordance with the RBI Circular DBR.No.BP.BC.18/21.04.048/2018-19 dated January 01,2019, DOR.No.BP.BC.34/21.04.048/2019-20 dated February 11, 2020, DOR.No. BP.BC/4/21.04.048/2020-21 dated August 06, 2020 and DOR.STR.REC.12/21.04.048/2021-22 dated May 05, 2021 on 'Micro, Small and Medium Enterprises (MSME) sector – Restructuring of Advances', the details of MSME restructured accounts under the Scheme are as under:

No. of Accounts Restructured	Outstanding as on 31.03.2026 (Rs. in Crores)
21810	805.32

15. In accordance with the RBI Circular DOR.STR.REC.11/21.04.048/2021-22 dated May 05, 2021 on 'Resolution Framework 2.0: Resolution of COVID – 19 related stress of Individuals and Small Business', the number of borrower accounts where modifications were sanctioned and implemented and the aggregate exposure to such borrowers are as under:

No. of Accounts Restructured	Aggregate exposure as on 31.03.2026 (Rs. in Crores)
295	62.04

16. As per RBI communication DBR.No. BP.15199/21.04.048/2016-17 dated June 23, 2017 and DBR No BP.1949/21.04.048/2017-18 dated August 28,2017, for the accounts covered under the provisions of Insolvency and Bankruptcy Code (IBC), the Bank is holding total provision of Rs. 4045.16 Crores (100% of total outstanding amount less contingency fund) as on March 31, 2026.
17. Details of resolution plan implemented under the Resolution Framework for COVID-19 related Stress as per RBI Master Direction RBI/DOR/2025-26/167 DOR.ACC.REC.No.86/21.04.018/2025-26 dated 28.11.2025 (updated as on 01.04.2026) on Reserve Bank of India (Commercial Banks - Financial Statements: Presentation and Disclosures) Directions, 2025 as at 31.03.2026 are as under:



(Rs. In Crores)

S. No.	Type of Borrower	Exposure to accounts classified as Standard consequent to implementation of resolution plan – Position as at the end of the previous half-year (September 30, 2025) (A)	Of (A), aggregate debt that slipped into NPA during the half-year (March 31, 2026)	Of (A) amount written off during the half-year (March 31, 2026)	Of (A) amount paid by the borrowers during the half-year (March 31, 2026)	Exposure to accounts classified as Standard consequent to implementation of resolution plan – Position as at the end of this half-year (March 31, 2026)
1	Personal Loans	3404	46	0	228	3130
2	Corporate Persons*	391	2	0	61	328
	<i>Of which, MSMEs</i>	187	2	0	56	129
3	Others	446	32	0	71	343
	<b>Total (1+2+3)</b>	<b>4241</b>	<b>80</b>	<b>0</b>	<b>360</b>	<b>3801</b>

\* As defined in Section 3(7) of the Insolvency and Bankruptcy Code, 2016

18. In accordance with RBI Master Direction RBI/DOR/2025-26/159 DOR.STR.REC.No.78/ 21.04.048/2025-26 dated 28.11.2025 on 'Reserve Bank of India (Commercial Banks - Transfer and Distribution of Credit Risk) Directions, 2025', the details of loans transferred/ acquired during the year ended March 31, 2026 are given below:

(a) Details of Loans not in default acquired:

**Mode of Acquisition: Direct Assignment**

Particulars	AGRICULTURE	RETAIL	MSME
Aggregate Principal outstanding of loans acquired (Rs. in Crores)	NIL	1768.34	NIL
Weighted Average Residual Maturity (in years)		12.90	
Weighted Average Holding Period by originator (in years)		1.10	
Retention of beneficial economic interest by the originator (%)		10%	
Tangible Security Coverage (%)		251%	
Rating Wise Distribution of loans acquired by value (Rs. in Crores)		AAA:Rs.1768.34Cr	

**Mode of Acquisition: Co-Lending / Loan Participation: NIL**



(b) Loans not in default transferred: NIL

(c) Details of stressed loan transferred or acquired:

(i) Transferred (NPA) during the year ended March 31, 2026:

Particulars	To ARCs	To permitted transferees	To other transferees
No. of Accounts	6	1	
Aggregate principal outstanding loans transferred (Rs. in Crores)	342.07	7.61	
Weighted average residual tenor of the loans transferred	-	-	
Net book value of loans transferred (at the time of transfer)	-	-	-
Aggregate Consideration (Rs. in Crores)	268.33	6.00	
Additional consideration realized in respect of accounts transferred in earlier years (Rs. In Crores)	-	-	

The Bank has reversed the amount of Rs. 88.58 Crore of excess provision to the profit and loss account on account of sale of stressed loans.

(ii) The bank has not transferred any Stressed loans (SMA) during the year ended March 31, 2026.

(iii) The bank has not acquired any Stressed loans (NPA & SMA) during the year ended March 31, 2026.

(d) The distribution of Security Receipts (SRs) held by the Bank across the various categories of Recovery Ratings assigned to such SRs by the Credit Rating Agencies as on March 31, 2026 is given as: (Rs. in Crores): NIL (Amount of Security Receipts involved is Rs. 487.04)

19. Impact of RBI Circular DBR.No.BP.BC.45/21.04.048/2018-19 dated June 07, 2019 on 'Prudential Framework for resolution of stressed assets' as on 31.03.2026 is as follows:

(Rs. in Crores)

Amount of loans impacted by RBI circular (a)	Amount of loans to be classified as NPA(b)	Amount of loans as on 31.03.2026, out of (b) classified as NPA (c)	Addl. provision required for loans covered under RBI circular (d)	Provision out of (d) already made by 31.03.2026* (e)
8648.09	8615.37	8615.37	264.08	264.08

\* including provision of Rs. 239.68 Crores on Non-Fund outstanding of the NPA accounts as on 31.03.2026.



20. In accordance with RBI Master Direction RBI/DOR/2025-26/159 DOR.STR.REC.No. 78/21.04.048/2025-26 dated 28.11.2025 on 'Reserve Bank of India (Commercial Banks- Transfer and Distribution of Credit Risk) Directions, 2025', the details of Co-Lending arrangements on an aggregate basis are as follows:

Sl. No.	Particulars	As on 31.03.2026
i.	Quantum of CLAs	NIL
ii.	Aggregate Principal outstanding	
iii.	Weighted average Rate of Interest	
iv.	Fees charged	
v.	Fees Paid	
vi.	Broad Sectors in which CLA was made	
vii.	Performance of loans under CLA a. NPA b. Standard	
viii.	Details related to default loss guarantee, if any	

21. As per RBI Master Direction RBI/DOR/2025-26/167 DOR.ACC.REC.No.86/21.04.018/2025-26 dated 28.11.2025 (updated as on 01.04.2026) on Reserve Bank of India (Commercial Banks - Financial Statements: Presentation and Disclosures) Directions, 2025 - Disclosure related to Project Finance as follows:

Sl. No.	Item Description	Number of Accounts	Total Outstanding (in Rs. Crores)
1	Projects under implementation accounts at the beginning of the quarter*	135	12710.23
2	Projects under implementation accounts sanctioned during the quarter	59	1018.97
3	Projects under implementation accounts where DCCO has been achieved during the quarter	20	1597.31
4	Projects under implementation accounts at the end of the quarter. (1+2-3)	174	12131.89
5	Out of '4' – accounts in respect of which resolution process involving extension in original/extended DCCO, as the case may be has been invoked	34	3437.30
5.1	Out of '5' – accounts in respect of which Resolution plan has been implemented	16	1660.49
5.2	Out of '5' – accounts in respect of which Resolution plan is under implementation	9	1630.70
5.3	Out of '5' – accounts in respect of which Resolution plan has failed	-	-



Sl. No.	Item Description	Number of Accounts	Total Outstanding (in Rs. Crores)
6	Out of '5', accounts in respect of which resolution process involving extension in original/extended DCCO, as the case may be has been invoked due to change in scope and size of the project.	1	15.77
7	Out of '5', account in respect of which cost overrun associated with extension in original/extended DCCO, as the case may be, was funded	8	130.34
7.1	Out of '7', accounts where SBCF was sanctioned during financial closure and renewed continuously	-	-
7.2	Out of '7', accounts where SBCF was not pre-sanctioned or renewed continuously	-	-
8	Out of '4' – accounts in respect of which resolution process not involving extension in original/extended DCCO, as the case may be has been invoked	-	-
8.1	Out of '8' – accounts in respect of which Resolution plan has been implemented	-	-
8.2	Out of '8' – accounts in respect of which Resolution plan is under implementation	-	-
8.3	Out of '8' – accounts in respect of which Resolution plan has failed	-	-

\* in respect of number of accounts

22. The Board of the Bank has recommended dividend for the financial year 2025-26 at 182.50 % of the paid up capital of the bank i.e. Rs.18.25 per equity share.
23. The current tax expenses and deferred tax expenses are determined in accordance with the provisions of the Income Tax Act, 1961 and as per the Accounting Standard 22 – 'Accounting for Taxes on Income'.
24. The Government of India has notified new Labour Codes subsuming 29 legislations thereto effective from November 21, 2025. Based on the broad assessment carried by the management, the Bank has made necessary provisions as per management estimates. The rules relating to said Labour Codes are yet to be notified and any resultant impact arising out of such rules shall be taken care on such notification.
25. During the quarter ended 31.03.2026, the Bank has made net incremental provision of Rs. 809.62 Crores (quarter ended 31.03.2025, retrieval of Rs.155.76 Crores) and during the year ended 31.03.2026 Rs. 1684.47 Crores (year ended 31.03.2025 - Rs.1074.94 Crores) on Standard Assets over and above minimum regulatory requirement. The additional provision includes provision of Rs. 308.40 Crores for West Asia Crisis.




26. The number of investors' complaints received and disposed off during the period 01.01.2026 to 31.03.2026:

Beginning: 0	Received: 21	Resolved: 20	Closing: 01*
--------------	--------------	--------------	--------------

\* since resolved

27. Figures for the corresponding previous periods have been regrouped/ reclassified/ rearranged wherever considered necessary. The figures for the quarter ended March 31, 2026 are the balancing figures between audited figures in respect of the year ended March 31, 2026 and the published year to date figures up to December 31, 2025.



**Saket Saurav**

**Asst. General Manager**



**K Anbumani**

**Asst. General Manager**



**Santanu Bal**

**Dy. General Manager**



**Sunil Jain**

**General Manager-CFO**



**Mini T M**

**Executive Director**

*- On Tour -*

**Brajesh Kumar Singh**

**Executive Director**



**Shiv Bajrang Singh**

**Executive Director**



**Ashutosh Choudhury**

**Executive Director**



**Binod Kumar**

**Managing Director & CEO**

Place: Chennai

Date: 29.04.2026



**Independent Auditors' Report on Standalone Financial Results for quarter and year ended 31<sup>st</sup> March, 2026 of Indian Bank pursuant to the Regulation 33 and 52 read with 63(2) of the SEBI (Listing Obligations and Disclosure Requirements) Regulations, 2015, as amended**

To,  
The Board of Directors  
Indian Bank  
Chennai

**Report on the Audit of the Standalone Financial Results**

**Opinion**

1. We have audited the accompanying Statement of Audited Standalone Financial Results of Indian bank ("the Bank") for the quarter ended and year ended 31<sup>st</sup> March, 2026 ("the Statement"), attached herewith, being submitted by the Bank pursuant to the requirement of Regulation 33 and 52 read with Regulation 63(2) of the Securities and Exchange Board of India (Listing Obligations and Disclosure Requirements) Regulations, 2015, as amended ("the Listing Regulations"), except for the disclosures relating to Pillar 3 disclosure as at 31<sup>st</sup> March, 2026, including "Leverage Ratio", "Net Stable Funding Ratio" and "Liquidity Coverage Ratio" under Basel III Capital Regulations as have been disclosed on the Bank's website and in respect of which a link has been provided in the financial results and have not been audited by us.

The Statement includes returns for the year ended on that date of:

- i. The Corporate Office, Treasury Branch, GIFT City Branch and 20 Indian Branches audited by us;
- ii. 2103 Indian Branches and Offices audited by Statutory Branch Auditors and
- iii. 3 Foreign Branches audited by the respective local auditors

The branches audited by us and those audited by other auditors have been selected by the Bank in accordance with the guidelines issued to the Bank by the Reserve Bank of India. Also, incorporated in these statements are the returns from 4,444 Indian branches and offices which have not been subjected to Audit.



2. In our opinion and to the best of our information and according to the explanations given to us in the aforesaid statements, and based on the consideration of the reports of the Bank's branch auditors as referred to in paragraph 10 below, these standalone Financial Results:
- are presented in accordance with the requirements of Regulation 33 and 52 read with Regulation 63(2) of the Securities and Exchange Board of India (Listing Obligations and Disclosure Requirements) Regulations, 2015 in this regard except for the disclosures relating to Pillar 3 disclosure as at 31<sup>st</sup> March, 2026, including "leverage ratio", "net stable funding ratio" and "liquidity coverage ratio" under Basel III Capital Regulations as have been disclosed on the Bank's website and in respect of which a link has been provided in the Financial Results and have not been audited by us; and
  - gives a true and fair view in conformity with the recognition and measurement principles laid down in the applicable accounting standards, RBI guidelines and other accounting principles generally accepted in India of the net profit and other financial information for the quarter and year ended on 31<sup>st</sup> March, 2026.

### **Basis for Opinion**

3. We conducted our audit in accordance with the Standards on Auditing (SAs) issued by the Institute of Chartered Accountants of India. Our responsibilities under those Standards are further described in the Auditor's Responsibilities for the Audit of the Standalone Financial Results section of our report. We are independent of the Bank in accordance with the Code of Ethics issued by the Institute of Chartered Accountants of India together with the ethical requirements that are relevant to our audit of the Standalone Financial Results, and we have fulfilled our other ethical responsibilities in accordance with these requirements and the Code of Ethics. We believe that the audit evidence we have obtained is sufficient and appropriate to provide a basis for our opinion.

### **Board of Directors' Responsibility for the Standalone Financial Results:**

4. The Standalone Financial Results has been compiled from the related audited Annual Standalone Financial Statements. The Bank's Board of Directors are responsible for the preparation of these Standalone Financial Statements that give a true and fair view of the financial position, financial performance and other financial information in accordance with the recognition and measurement principles generally accepted in India, including Accounting Standards issued by the Institute of Chartered Accountants of India, the relevant provisions of the Banking Regulation Act, 1949, the circulars, guidelines and directions issued by the Reserve Bank of India (RBI) from time to time ("RBI Guidelines"), judicial pronouncements and in compliance with Regulation 33 of the Listing Regulations. This responsibility also includes maintenance of adequate accounting records in accordance with the provisions of the Banking Regulations Act, 1949 for safeguarding of the assets of the Bank and for preventing and detecting frauds and other irregularities; selection and application of appropriate accounting policies; making judgments and estimates that are reasonable and prudent; and design, implementation and maintenance of adequate internal financial controls that were operating effectively for ensuring the accuracy and completeness of the accounting records, relevant to the preparation and presentation of the Standalone Financial Results that give a true and fair view and are free from material misstatement, whether due to fraud or error.



5. In preparing the Standalone Financial Results, the Board of Directors are responsible for assessing the Bank's ability to continue as a going concern, disclosing, as applicable, matters related to going concern and using the going concern basis of accounting unless the Board of Directors either intend to liquidate the Bank or to cease operations, or has no realistic alternative but to do so.
6. The Board of Directors are also responsible for overseeing the Bank's financial reporting process.

### **Auditor's Responsibilities for the Audit of the Standalone Financial Results**

7. Our objectives are to obtain reasonable assurance about whether the Standalone Financial results as a whole are free from material misstatement, whether due to fraud or error, and to issue an auditor's report that includes our opinion. Reasonable assurance is a high level of assurance, but is not a guarantee that an audit conducted in accordance with SAs will always detect a material misstatement when it exists. Misstatements can arise from fraud or error and are considered material if, individually or in the aggregate, they could reasonably be expected to influence the economic decisions of users taken on the basis of these Standalone Financial results.

As part of an audit in accordance with SAs, we exercise professional judgment and maintain professional skepticism throughout the audit. We also:

- i. Identify and assess the risks of material misstatement of the Standalone Financial results, whether due to fraud or error, design and perform audit procedures responsive to those risks, and obtain audit evidence that is sufficient and appropriate to provide a basis for our opinion. The risk of not detecting a material misstatement resulting from fraud is higher than for one resulting from error, as fraud may involve collusion, forgery, intentional omissions, misrepresentations, or the override of internal control.
- ii. Obtain an understanding of internal control relevant to the audit in order to design audit procedures that are appropriate in the circumstances. As required by the RBI Letter DOS.ARG.No.6270/08.91.001/2019-20 dated March 17, 2020 (as amended), we are also responsible for expressing our opinion on whether the Bank has adequate internal financial controls with reference to standalone financial statements in place and the operating effectiveness of such controls.
- iii. Evaluate the appropriateness of accounting policies used and the reasonableness of accounting estimates and related disclosures made by the Board of Directors.
- iv. Conclude on the appropriateness of the Board of Directors' use of the going concern basis of accounting and, based on the audit evidence obtained, whether a material uncertainty exists related to events or conditions that may cast significant doubt on the Bank's ability to continue as a going concern. If we conclude that a material uncertainty exists, we are required to draw attention in our auditor's report to the related disclosures in the Standalone Financial Statements or, if such disclosures are inadequate, to modify our opinion. Our conclusions are based on the audit evidence obtained up to the date of our auditor's report. However, future events or conditions may cause the Bank to cease to continue as a going concern.



- v. Evaluate the overall presentation, structure and content of the Standalone Financial results, including the disclosures, and whether the Standalone Financial results represent the underlying transactions and events in a manner that achieves fair presentation.

Materiality is the magnitude of misstatements in the financial statements that, individually or in aggregate, makes it probable that the economic decisions of a reasonably knowledgeable user of the financial statements may be influenced. We consider quantitative materiality and qualitative factors in (i) planning the scope of our audit work and in evaluating the results of our work; and (ii) to evaluate the effect of any identified misstatements in the financial statements.

8. We communicate with those charged with governance regarding, amongst other matters, the planned scope and timing of the audit and significant audit findings, including any significant deficiencies in internal control that we identify during our audit.
9. We also provide those charged with governance with a statement that we have complied with relevant ethical requirements regarding independence, and to communicate with them all relationships and other matters that may reasonably be thought to bear on our independence, and where applicable, related safeguards.

#### Other Matters

10. We did not audit the financial statements of 2106 branches (including 3 foreign branches) included in the Standalone Financial Results of the Bank whose financial statements/financial information reflect 43.93% of advances, 44.50% of deposits and 53.28% of Non-performing Assets as on 31<sup>st</sup> March, 2026 and 30.31% of revenue for the financial year ended 31<sup>st</sup> March, 2026. The financial statements of these branches have been audited by the branch auditors whose reports have been furnished to us, and in our opinion in so far as it relates to the amounts and disclosures included in respect of these branches, is based solely on the report of such branch auditors.
11. In conduct of our audit, we have taken note of the unaudited returns in respect of 4,444 branches and offices certified by the respective branch's management. These unaudited branches cover 21.69% of advances, 48.01% of deposits and 41.28% of Non-performing assets as on 31<sup>st</sup> March, 2026 and 16.37% of revenue for the financial year ended 31<sup>st</sup> March, 2026.
12. The figure for the quarter ended 31<sup>st</sup> March, 2026 represent the balancing figures between the audited figures in respect of the year ended 31<sup>st</sup> March, 2026 and the published unaudited year to-date figures up to 31<sup>st</sup> December, 2025 which were subjected to limited review by us, as required under Listing Regulations.



13. The Standalone Financials results of the Bank for the previous year ended 31<sup>st</sup> March, 2025 were audited by the joint auditors, two of them was predecessor audit firms and have expressed unmodified opinion on such financial results vide report dated May 03, 2025.

Our opinion is not modified in respect of above matters.

For G BALU ASSOCIATES LLP  
Chartered Accountants  
FR No. 000376S/S200073



  
R RAVISHANKAR  
Partner  
(M.No.026819)

UDIN:26026819LSBJCT6050

For DASS GUPTA & ASSOCIATES  
Chartered Accountants  
FR No. 000112N



  
CHANDAN GUPTA  
Partner  
(M.No.547754)

UDIN:26547754ISWDRO9352

For ARUN K AGARWAL & ASSOCIATES  
Chartered Accountants  
FR No. 003917N



  
LOKESH KUMAR GARG  
Partner  
(M.No.413012)

UDIN:26413012XVJFGN5060

For S P A R K & ASSOCIATES  
CHARTERED ACCOUNTANTS LLP  
Chartered Accountants  
FR No. 005313C/C400311



  
NILESH GUPTA  
Partner  
(M.No.406020)

UDIN:26406020EKCFAT7549

For BHATIA & BHATIA  
Chartered Accountants  
FR No. 003202N



  
RAVINDER BHATIA  
Partner  
(M.No. 017572)

UDIN:26017572XVRDTT8322

Place of Signature: Chennai  
Date of Report: 29<sup>th</sup> April 2026

**Independent Auditors' Report on Consolidated Financial Results for Quarter and Year ended 31<sup>st</sup> March, 2026 of Indian Bank pursuant to the Regulation 33 and 52 read with Regulation 63(2) of the SEBI (Listing Obligations and Disclosure Requirements) Regulations, 2015, as amended**

To,  
The Board of Directors  
Indian Bank  
Chennai

**Report on the Audit of Consolidated Financial Results**

**Opinion**

1. We have audited the accompanying Statement of Consolidated Financial Results of Indian Bank ("the Parent"/ "Bank") and its subsidiaries (the parent and its subsidiaries together referred to as "the Group"), its associates and jointly controlled entities, for the quarter ended and year ended 31<sup>st</sup> March, 2026 ("the Statement"), attached herewith, being submitted by the Bank pursuant to the requirement of Regulation 33 and 52 read with regulation 63(2) of the SEBI (Listing Obligations and Disclosure Requirements) Regulations, 2015, as amended ("Listing Regulations") except for the disclosures relating to consolidated Pillar 3 disclosure as at 31<sup>st</sup> March, 2026, including "leverage ratio", "net stable funding ratio" and "liquidity coverage ratio" under Basel III Capital Regulations as have been disclosed on the Bank's website and in respect of which a link has been provided in the financial report and have not been audited by us.
2. In our opinion and to the best of our information and according to the explanations given to us, and based on the consideration of the reports of the other auditors on separate audited financial statements/Financial information of three subsidiaries and the Management certified financial statements of two associates and two jointly controlled entities, the aforesaid financial Results:
  - i. include the financial results of the following entities:

Name of the Entity	Relationship
Indian Bank	Parent
Indbank Merchant Banking Services Ltd	Subsidiary
Ind Bank Housing Ltd	Subsidiary
Indbank Global Support Services Ltd	Subsidiary
Tamilnadu Grama Bank	Associate
Puducherry Grama Bank (Previously known as Puduvai Bharathiyar Grama Bank)	Associate



Saptagiri Grameen Bank till 30th April,2025	Associate
ASREC (India) Ltd	Joint Venture
Universal Sompo General Insurance Company Ltd	Joint Venture

are presented in accordance with the requirements of Regulation 33 & 52 read with 63(2) of the Listing Regulations except for the disclosures relating to consolidated Pillar 3 disclosure as at 31<sup>st</sup> March, 2026, including "leverage ratio", "net stable funding ratio" and "liquidity coverage ratio" under Basel III Capital Regulations as have been disclosed on the Bank's website and in respect of which a link has been provided in the consolidated Financial Results and have not been audited by us; and

- ii. gives a true and fair view, in conformity with the recognition and measurement principles laid down in the applicable accounting standards, RBI guidelines and other accounting principles generally accepted in India, of the consolidated net profit and other financial information of the Group for the quarter and year ended 31<sup>st</sup> March, 2026.

### **Basis for Opinion**

3. We conducted our audit in accordance with the Standards on Auditing (SAs) issued by the Institute of Chartered Accountants of India. Our responsibilities under those Standards are further described in the 'Auditor's Responsibilities for the Audit of the Consolidated Financial Results' section of our report. We are independent of the Group, its associates and jointly controlled entities in accordance with the Code of Ethics issued by the Institute of Chartered Accountants of India together with the ethical requirements that are relevant to our audit of the Consolidated Financial Results, and we have fulfilled our other ethical responsibilities in accordance with these requirements and the Code of Ethics. We believe that the audit evidence obtained by us and other auditors in terms of their reports referred in "Other Matters" paragraph below, is sufficient and appropriate to provide a basis for our audit opinion.

### **Emphasis of Matter**

4. We draw attention to Note No.6 of statement regarding exceptional item amounting to Rs.766.59 crores, during the quarter ended June 30, 2025 being the difference between the carrying amount of investment in associates (RRB) mentioned in consolidated financials and actual amount received on disposal of investments.

Our conclusion on the statement is not modified in respect of the above matter.

### **Board of Directors' Responsibility for the Consolidated Financial Results:**

5. These Consolidated Financial Results have been compiled from the related audited Annual Consolidated Financial Statements. The Bank's Board of Directors are responsible for the preparation of these Consolidated Financial Results that give a true and fair view of the net profit and other financial information of the Group including its associates and jointly controlled entities in accordance with the recognition and measurement principles laid down in Accounting Standards issued by the Institute of Chartered Accountants of India, the relevant provisions of



the Banking Regulation Act, 1949, the circulars, guidelines and directions issued by the Reserve Bank of India (RBI) from time to time ("RBI Guidelines"), judicial pronouncements and other accounting principles generally accepted in India and in compliance with Regulation 33 & 52 of the Listing Regulations. The respective Board of Directors of the entities included in the Group and of its associates and jointly controlled entities are responsible for maintenance of adequate accounting records in accordance with the provisions of the Banking Regulations Act, 1949 for safeguarding of the assets of the Group and for preventing and detecting frauds and other irregularities; selection and application of appropriate accounting policies; making judgments and estimates that are reasonable and prudent; and design, implementation and maintenance of adequate internal financial controls that were operating effectively for ensuring the accuracy and completeness of the accounting records, relevant to the preparation and presentation of the Consolidated Financial Results that give a true and fair view and are free from material misstatement, whether due to fraud or error which have been used for the purpose of preparation of the consolidated financial results by the Directors of the Bank, as aforesaid.

6. In preparing the Consolidated Financial Results, the respective Board of Directors of the entities included in the Group and of its associates and jointly controlled entities are responsible for assessing the ability of the Group and of its associates and jointly controlled entities to continue as a going concern, disclosing, as applicable, matters related to going concern and using the going concern basis of accounting unless the Board of Directors either intend to liquidate the Group or to cease operations, or has no realistic alternative but to do so.
7. The respective Board of Directors of the entities included in the Group and of its associates and jointly controlled entities are responsible for overseeing the financial reporting process of the Group and of its associates and jointly controlled entities.

#### **Auditors' Responsibilities for the Audit of the Consolidated Financial Results**

8. Our objectives are to obtain reasonable assurance about whether the Consolidated Financial Results as a whole are free from material misstatement, whether due to fraud or error, and to issue an auditor's report that includes our opinion. Reasonable assurance is a high level of assurance, but is not a guarantee that an audit conducted in accordance with SAs will always detect a material misstatement when it exists. Misstatements can arise from fraud or error and are considered material if, individually or in the aggregate, they could reasonably be expected to influence the economic decisions of users taken on the basis of these Consolidated Financial Results.

As part of an audit in accordance with SAs, we exercise professional judgment and maintain professional skepticism throughout the audit. We also:

- i. Identify and assess the risks of material misstatement of the Consolidated Financial Results, whether due to fraud or error, design and perform audit procedures responsive to those risks, and obtain audit evidence that is sufficient and appropriate to provide a basis for our opinion. The risk of not detecting a material misstatement resulting from fraud is higher than for one resulting from error, as fraud may involve collusion, forgery, intentional omissions, misrepresentations, or the override of internal control.
- ii. Obtain an understanding of internal control relevant to the audit in order to design audit procedures that are appropriate in the circumstances.



- iii. Evaluate the appropriateness of accounting policies used and the reasonableness of accounting estimates and related disclosures made by the Board of Directors.
- iv. Conclude on the appropriateness of the Board of Directors' use of the going concern basis of accounting and, based on the audit evidence obtained, whether a material uncertainty exists related to events or conditions that may cast significant doubt on the ability of the Group and its Associates and Jointly controlled entities to continue as a going concern. If we conclude that a material uncertainty exists, we are required to draw attention in our auditor's report to the related disclosures in the Consolidated Financial Results or, if such disclosures are inadequate, to modify our opinion. Our conclusions are based on the audit evidence obtained up to the date of our auditor's report. However, future events or conditions may cause the Bank to cease to continue as a going concern.
- v. Evaluate the overall presentation, structure and content of the Consolidated Financial Statements, including the disclosures, and whether the Consolidated Financial Statements represent the underlying transactions and events in a manner that achieves fair presentation.
- vi. Obtain sufficient appropriate audit evidence regarding the financial results/financial information of the entities within the Group and its associates and jointly controlled entities to express an opinion on the Consolidated Financial Statements. We are responsible for the direction, supervision and performance of the audit of financial information of such entities included in the Consolidated Financial Statements of which we are the independent auditors. For the other entities included in the Consolidated Financial Statements, which have been audited by other auditors, such other auditors remain responsible for the direction, supervision and performance of the audits carried out by them. We remain solely responsible for our opinion.

Materiality is the magnitude of misstatements in the consolidated financial statements that, individually or in aggregate, makes it probable that the economic decisions of a reasonably knowledgeable user of the consolidated financial statements may be influenced. We consider quantitative materiality and qualitative factors in (i) planning the scope of our audit work and in evaluating the results of our work; and (ii) to evaluate the effect of any identified misstatements in the consolidated financial statements.

9. We communicate with those charged with governance regarding, amongst other matters, the planned scope and timing of the audit and significant audit findings, including any significant deficiencies in internal control that we identify during our audit.
10. We also provide those charged with governance with a statement that we have complied with relevant ethical requirements regarding independence, and to communicate with them all relationships and other matters that may reasonably be thought to bear on our independence, and where applicable, related safeguards. We also performed procedures in accordance with the circular No. CIR/CFD/CMD1/44/2019 dated March 29,2019 issued by the SEBI under Regulation 33(8) of the Listing Regulations, as amended, to the extent applicable.



## Other Matters

11. The consolidated financial results include the audited financial results/statements and other financial information in respect of
- a) Three (03) subsidiaries, whose financial results/statement reflect Group's share of total assets of Rs. 74.21 crores as at 31<sup>st</sup> March, 2026, Group's share of total revenue of Rs. 5.34 crores, Rs.22.42 Crores and Group's share of total net loss after tax of Rs. 14.22 crores and Rs. 61.39 crores for the quarter and year ended 31<sup>st</sup> March 2026 respectively, as considered in the consolidated Financial Results.

Their respective independent Auditors have audited the same and these independent auditors' reports on financial statements/results of these entities have been furnished to us by the management and our opinion on the consolidated financial results, in so far as it relates to the amounts and disclosures included in respect of these entities, is based solely on the report of such auditors and the procedures performed by us are stated in paragraph above.

12. The consolidated financial results include the unaudited financial results/statements and other financial information in respect of:
- a) Two (02) jointly controlled entities whose financial results/statements reflect Group's share of total assets of Rs. 2486.43 crores as at 31<sup>st</sup> March, 2026, Group's share of total revenue of Rs. 277.17 Crores and Rs.877.57 Crores and Group's share of total net profit after tax of Rs.12.81 Crores and Rs. 70.97 Crores for the quarter and year ended 31<sup>st</sup> March 2026 respectively, as considered in the Consolidated Financial Results.
- b) Two (02) associates whose financial results/statement reflect Group's share of Net Profit after Tax of Rs. 58.36 crores and Rs. 234.67 crores for the quarter and year ended 31<sup>st</sup> March 2026 respectively as considered in the Consolidated Financial Results.

These financial statements are unaudited and have been furnished to us by the Management and our opinion on the consolidated financial statements, in so far as it relates to the amounts and disclosures included in respect of these jointly controlled entities and associate, and our report in so far as it relates to the aforesaid jointly controlled entities and associate, is based solely on such unaudited financial statements/financial information. In our opinion and according to the information and explanations given to us by the Management, these financial statements are not material to the Group.

Our opinion on the consolidated Financial Results is not modified in respect of the above matters with respect to our reliance on the work done and the reports of the other auditors and the financial results/financial information certified by the Management.

13. We Report that the figure for the quarter ended 31<sup>st</sup> March, 2026 represent the balancing figures between the audited figures in respect of the financial year ended 31<sup>st</sup> March, 2026 and the published unaudited year to-date figures up to 31<sup>st</sup> December, 2025 which were subjected to limited review by us, as required under Listing Regulations.



14. The Consolidated Financial results of the Bank for the previous year ended 31<sup>st</sup> March, 2025 were audited by the joint auditors, two of them was predecessor audit firms and have expressed unmodified opinion on such financial results vide report dated May 03, 2025

Our opinion is not modified in respect of above matters.

For G BALU ASSOCIATES LLP  
Chartered Accountants  
FR No. 000376S/S200073





R RAVISHANKAR  
Partner  
(M.No.026819)

UDIN:26026819ZUMQWC3357

For DASS GUPTA & ASSOCIATES  
Chartered Accountants  
FR No. 000112N





CHANDAN GUPTA  
Partner  
(M.No.547754)

UDIN:26547754WJZCLS5597

For ARUN K AGARWAL & ASSOCIATES  
Chartered Accountants  
FR No. 003917N





LOKESH KUMAR GARG  
Partner  
(M.No.413012)

UDIN:26413012IMFZYF5231

For S P A R K & ASSOCIATES  
CHARTERED ACCOUNTANTS LLP  
Chartered Accountants  
FR No. 005313C/C400311





NILESH GUPTA  
Partner  
(M.No.406020)

UDIN:26406020HGKWJY7092

For BHATIA & BHATIA  
Chartered Accountants  
FR No. 003202N





RAVINDER BHATIA  
Partner  
(M.No. 017572)

UDIN:26017572EFUKZB1084

Place of Signature: Chennai  
Date of Report: 29<sup>th</sup> April 2026



**DECLARATION REGARDING AUDIT REPORT WITH UNMODIFIED OPINION**

We hereby declare that Auditors Report on Standalone and Consolidated Annual Financial Statements of the Bank for the Financial Year ended 31<sup>st</sup> March 2026 contains unmodified opinion.

(Sunil Jain)

Chief Financial Officer

Date: 29.04.2026

Place: Chennai

**Disclosure of Related Party Transactions of the Bank for Half Year ended on 31<sup>st</sup> March 2026:**

**1. Names of Related Parties and their relationship with the Bank:**

**(a) Subsidiaries:**

- (i) Indbank Merchant Banking Services Ltd.(IBMBS)
- (ii) Ind Bank Housing Ltd. (IBHL)
- (iii) Indbank Global Support Services Ltd. (IGSS)

**(b) Joint Ventures:**

- (i) Universal Sompo General Insurance Company Ltd. (USGICL)
- (ii) ASREC (India) Ltd.

**(c) Associates (RRBs):**

- (i) Tamil Nadu Grama Bank
- (ii) Pudukkottai Bharathiar Grama Bank

**(d) Key Managerial Personnel (Whole Time Directors) :**

Sl. No.	Name	Designation
1.	Shri Binod Kumar	Managing Director & CEO
2.	Shri Ashutosh Choudhury	Executive Director
3.	Shri Shiv Bajrang Singh	Executive Director
4.	Shri Brajesh Kumar Singh	Executive Director
5.	Ms. Mini T M	Executive Director

As per para 9 of Accounting Standard (AS) 18, no disclosure is required in respect of related parties, which are "State-Controlled Enterprises". Further, in terms of para 5 of AS 18, Banker-Customer relationship transactions are not required to be disclosed including those with Key Managerial Personnel (KMP) and relatives of KMP.

Accordingly, Transactions with Bank's subsidiaries namely, IBHL, IBMBS & IGSS and Associates (RRBs) namely, Tamil Nadu Grama Bank & Pudukkottai Bharathiar Grama Bank have not been disclosed to Stock Exchanges and we have only disclosed Transactions with our Bank's JV, USGICL & ASREC and remuneration details of KMP (Whole Time Directors) to Stock Exchanges, NSE & BSE.



**2. Details of Related Party Transactions with Joint Venture for the Half ended on 31<sup>st</sup> March 2026**

<b>(i) Universal Sampo General Insurance Co. Ltd.</b>									
Sl. No.	Details of the party (listed entity /subsidiary) entering into the transaction		Type of related party transaction	Value of the related party transaction as approved by the audit committee (Rs. Lakhs)	Value of the related party transaction ratified by the audit committee (Rs. Lakhs)	Value of transaction during reporting period (Rs. Lakhs)	In case monies are due to either party as a result of the transaction		
	Name	Relationship of the counterparty with the listed entity or its subsidiary					Opening balance as on 01.10.2025 (Rs. Lakhs)	Closing balance as on 31.03.2026 (Rs. Lakhs)	
01	Indian Bank	USGICL	Rendering of Services to Indian Bank (Note 1)	149.46	-	149.46	NIL	NIL	
			Receiving of Services from Indian Bank	3.68	-	3.68	NIL	NIL	
			Commission paid to Indian Bank*	976.66	-	976.66	157.01	200.30	
<p>Note 1 - Rendering of services amounting to Rs. 149.46 lakhs pertains to premium received from Indian bank. Claims payments of Rs. 2.10 lakhs has been made to Indian Bank during the period Oct-25 to Mar-26.</p>									
<b>(ii) Asrec (India) Ltd.</b>									
<p>During the Half ended 30.03.2026, the Bank has not sold any account to ASREC (India) Ltd. During the said period, the Bank has not received any amount from ASREC (India) Ltd. towards redemption of existing Security Receipts.</p>									



**Related Party Transaction with Key Managerial Personnel (Whole Time Directors) for Half Year ended 31<sup>st</sup> March 2026:**

Sl. No.	Name	Designation	Remuneration paid (Rs. in lakh)
1.	Shri Binod Kumar	MD & CEO	29.65
2.	Shri Ashutosh Choudhury	Executive Director	50.66
3.	Shri Shiv Bajrang Singh	Executive Director	46.49
4.	Shri Brajesh Kumar Singh	Executive Director	43.82
5.	Ms. Mini T M	Executive Director	15.93
6.	Shri Shanti Lal Jain	Ex-MD & CEO	16.00
7.	Shri Mahesh Kumar Bajaj	Ex-Executive Director	17.88

**Note:**

1. Remuneration paid to Directors include PLI paid during the period.
2. Being a Listed Bank, the disclosures regarding Related Party Transactions involving Loans, Inter- Corporate Deposits, Advances or Investments made or given by the Bank, is Not Applicable.
3. Para 9 of AS- 18 exempts State Controlled Enterprises from making any disclosure pertaining to their transaction with other state controlled related parties. As such, disclosure regarding Related Party Transactions with Bank's Subsidiaries (Indbank Merchant Banking Services Ltd., Ind Bank Housing Ltd. and Indbank Global Support Services Ltd.) and Associates (Tamil Nadu Grama Bank and Pudukkottai Bharathiar Grama Bank) is Not Applicable.
4. In terms of paragraph 5 of AS 18, transactions in the nature of Banker-Customer relationship have not been disclosed including those with Key Management Personnel and relatives of Key Management Personnel.

  
(Dina Nath Kumar)  
AGM & Company Secretary



**Statement of Deviation / Variation in the use of the proceeds of Issue of Listed Non-Convertible Debt Securities**

*(Pursuant to Regulation 52(7) of SEBI (LODR) Regulations, 2015)*

**A. Statement of utilization of issue proceeds:**

Name of the Issuer	ISIN	Mode of Fund Raising (Public issues/ Private placement)	Type of instrument	Date of raising funds	Amount Raised (Rs. in crore)	Funds utilized (Rs. in crore)	Any deviation (Yes/ No)	If is Yes, then specify the purpose of for which the funds were utilized	Remarks , if any
Indian Bank	INE562A08115	Private Placement	Long Term Infrastructure Bonds Series III	24.03.2026	5000	5000	No	NA	Nil

**B. Statement of Deviation/Variation in use of issue proceeds:**

Name of listed entity	<b>Indian Bank</b>
Mode of Fund Raising	Private Placement
Type of Instrument	Non-Convertible, Unsecured Long Term Infrastructure Bonds Series III in the nature of debentures
Date of Raising Funds	24.03.2026
Amount Raised	Rs.5000 crore
Report filed for the Quarter ended	31 <sup>st</sup> March 2026
Is there a Deviation / Variation in use of funds raised?	<b>No</b>
Whether any approval is required to vary the objects of the issue stated in the prospectus / offer document ?	Not Applicable
If Yes, details of the approval so required ?	Not Applicable
Date of Approval	Not Applicable
Explanation for the Deviation / Variation	Not Applicable
Comments of the Audit Committee after review	Not Applicable

*92*

Objects for which funds have been raised and where there has been a deviation, in the following table:

Original Object	Modified Object, if any	Original Allocation	Modified Allocation, if any	Funds utilized	Amount of Deviation/ Variation for the Quarter and Year according to Applicable object (INR Crores and in %)	Remarks, if any
Not Applicable						


Deviation could mean:

- (a) Deviation in the objects or purposes for which the funds have been raised.
- (b) Deviation in the amount of funds actually utilized as against what was originally disclosed.



(Sunil Jain)  
Chief Financial Officer

Place: Chennai  
Date: 29.04.2026



Annexure-A

Statement of outstanding Bonds of the Bank as on 31.03.2026

Sl. No.	ISIN No.	Description	Date of Allotment/ Issuance	Date of Maturity	Amount issued (₹ in Crore)
1	INE428A08051	Tier 2 Bonds Series III	25/01/2017	25/01/2027	1000
2	INE562A08099	Infrastructure Bonds Series I	13/09/2024	13/09/2034	5000
3	INE562A08107	Infrastructure Bonds Series II	25/10/2024	25/10/2034	5000
4	INE562A08115	Infrastructure Bonds Series III	24/03/2026	24/03/2036	5000
		<b>Total</b>			<b>16000</b>

*Handwritten signature and initials*

**Statement of Deviation / Variation in utilization of funds raised**

*(Pursuant to Regulation 32 (1) of SEBI (LODR) Regulations, 2015)*

In terms of SEBI (Listing Obligations and Disclosure Requirements) Regulations, 2015 and SEBI Master Circular No. HO/49/14/14(7)2025-CFD-POD2/1/3762/2026 dated July 11, 2023, please find enclosed the Statement:

Name of listed entity	<b>Indian Bank</b>					
Mode of Fund Raising	Not Applicable					
Date of Raising Funds	Not Applicable					
Amount Raised	Nil					
Report filed for Quarter /FY ended on	31 <sup>st</sup> March 2026					
Monitoring Agency	Not Applicable					
Monitoring Agency Name, if applicable	Not Applicable					
Is there a Deviation / Variation in use of funds raised?	<b>No</b>					
If yes, whether the same is pursuant to change in terms of a contract or objects, which was approved by the shareholders	Not Applicable					
If Yes, Date of shareholder Approval	Not Applicable					
Explanation for the Deviation / Variation	Not Applicable					
Comments of the Audit Committee after review	Not Applicable					
Comments of the auditors, if any	Not Applicable					
Objects for which funds have been raised and where there has been a deviation, in the following table	Not Applicable					
Original Object	Modified Object, if any	Original Allocation	Modified Allocation, if any	Funds utilized	Amount of Deviation/ Variation for the quarter and year according to applicable object (INR Crores and in %)	Remarks, if any
Nil						



Deviation or Variation could mean:

- (a) Deviation in the objects or purposes for which the funds have been raised.
- (b) Deviation in the amount of funds actually utilized as against what was originally disclosed.
- (c) Change in terms of a contract referred to in the fund raising documents i.e. prospectus, letter of offer etc.



(Sunil Jain)  
Chief Financial Officer

Place: Chennai  
Date: 29.04.2026


AR ST

Disclosure of outstanding default on loans and debt securities as on 31.03.2026:

Sl. No.	Particulars	Amount (Rs. in crore)
1.	<b>Loans / revolving facilities like cash credit from banks / financial institutions</b>	
	A. Total amount outstanding as on date	-
	B. Of the total amount outstanding, amount of default as on date	-
2.	<b>Unlisted debt securities i.e. NCDs and NCRPS</b>	
	A. Total amount outstanding as on date	-
	B. Of the total amount outstanding, amount of default as on date	-
3.	Total financial indebtedness of the listed entity including short-term and long-term debt*	46,692.50

\*Represents total borrowings

Date: 29.04.2026  
Place: Chennai

  
(Sunil Jain)  
Chief Financial Officer





Date: 29.04.2026

To,

**BSE Ltd/National Stock Exchange of India Ltd/Debenture/Bond Trustee(s)**

This certificate is issued with reference to the Security Cover certificate as on 31<sup>st</sup> March 2026.

**Management's Responsibility**

The accompanying Statement, including the creation and maintenance of all accounting and other records supporting its contents, is solely the responsibility of the Management of the Bank. The Bank's Management is also responsible for ensuring that the Bank complies with the requirements of BSE Ltd / National Stock Exchange of India Ltd/Debenture Trustee(s) in accordance with SEBI guidelines.

**Our Responsibility**

It is our responsibility to certify the Statement based on our examination of the matters in the Statement with reference to the books of account and other records of the Bank as on 31<sup>st</sup> March 2026 which has been carried out in pursuant to the requirements of SEBI (Listing Obligations and Disclosure Requirements) Regulations 2015 (as amended). We conducted our examination of the Statement in accordance with the Guidance Note on Reports or Certificates for Special Purposes issued by the Institute of Chartered Accountants of India. The Guidance Note requires that we comply with the ethical requirements of the Code of Ethics issued by the Institute of Chartered Accountants of India.

**Opinion**

On the basis of documents and records produced before us by the management of the Bank, we hereby certify the Security Cover as enclosed, as on 31<sup>st</sup> March, 2026 for unsecured Borrowings.

**Restriction on Use**

This certificate has been issued at the request of the Bank, for submission to BSE Ltd / National Stock Exchange of India Ltd/Debenture/Bond Trustee(s) only. Our certificate should not be used for any other purpose or by any person other than the addressees of this certificate. Accordingly, we do not accept or assume any liability or duty of care for any other purpose or to any other person to whom this certificate is shown or into whose hands it may come save where expressly agreed by our prior consent in writing.

For M/s G Balu Associates LLP  
Chartered Accountants  
FRN - 000376S / S200073



R. Ravishankar  
Partner  
Membership No.: 026819  
UDIN: 26026819WUDYOB3394  
Place: Chennai  
Date: 29.04.2026



Date: 29.04.2026

To,

BSE Ltd/National Stock Exchange of India Ltd/Debenture/Bond Trustee(s)

**Sub: Security Cover Certificate for the quarter ended March 31, 2026**

Based on examination of books of accounts and other relevant records/documents, we hereby certify that:

- a) **Bank vide its Board Resolution and information memorandum/ offer document and under various Bond Trust Deeds, has issued the following listed debt securities:**

Table - I

SI. No.	ISIN No.	Private Placement / Public Issue	Secured / Unsecured	Amount issued (Rs. in Crore)
1	INE428A08051	Private Placement	Unsecured	1000
2	INE562A08099	Private Placement	Unsecured	5000
3	INE562A08107	Private Placement	Unsecured	5000
4	INE562A08115	Private Placement	Unsecured	5000*
<b>Total</b>				<b>16000</b>

\*Issued by the Bank on 24.03.2026

**b) Security Cover for listed unsecured debt securities:**

- (i) The financial information as on 31.03.2026 has been extracted from the books of accounts for the quarter ended 31.03.2026 and other relevant records of the listed entity;
- (ii) The Security Cover in the format as specified by SEBI vide its Circular No. SEBI/HO/MIRSD/MIRSD\_CRADT/CIR/P/2022/67 dated May 19, 2022 is herein given as **Annexure 1**.

The security Cover Certificate is being issued in consonance with SEBI regulations and shall have no effect on the seniority of such instruments and all others terms and conditions applicable for the issue of the Bonds as specified by RBI Master Circular No.DBR.No.BP.BC.1/21.06.201/2015-16 dated July 01,2015 for BASEL III Compliant Bonds and RBI Master Circular No.DBR.No.BP.BC.4/21.06.001/2015-16 dated July 01, 2015 for BASEL II Complaint Bonds, as amended from time to time, and the terms of issue.



- c) **Compliance of all the covenants/terms of the issue in respect of listed debt securities of the listed entity under SEBI (Listing Obligation & Disclosure Requirements) Regulation, 2015 in terms of the provision of regulation 56(1)(d) as amended from time to time - Covenant Compliance Certificate as on 31.03.2026.**

We have examined the compliances made by the listed entity in respect of the covenants/terms of the issue of the listed debt securities and certify that such covenants/terms of the issue have been complied by the listed entity except as stated below: -

NIL

For M/s G Balu Associates LLP  
Chartered Accountants  
FRN - 000376S / S200073



R. Ravishankar  
Partner  
Membership No.: 026819  
UDIN: 26026819WUDYOB3394  
Place: Chennai  
Date: 29.04.2026







